Creative Calendars

Suggestions for Use of Calendar Sheets

1. **Calendar Booklet**

   Staple the sheets to make a calendar booklet.

   Students can design a cover or calendar sheets can be compiled into a duotang.

   Students complete the calendar page for the month at the beginning of each month (fill in the month, dates, birthdays, etc.).

   Discuss and record:

   1. the meaning of the name of the month
   2. birthstones, flowers, horoscope sign, birthdays of students in the class, birthdays of famous Canadians
   3. special days, events at school
   4. temperature

OR

2. At the beginning of each month students receive their calendar sheet.

   Calendar sheets are kept in a scrapbook along with a creative activity for each month (poem, flow chart, news item, illustration...).

   Temperature record sheets could be included with calendar sheets, for example:



Collect poems for each type of weather. Have the appropriate poems on hand to read to your class for each type of weather: fog, a thunderstorm, hail, a heatwave, etc.

Use the poem for choral reading, printing or writing, or to motivate a creative writing lesson.

ISBN: 978-1-77344-003-3

© KGR TEACHING AIDS INC. KGR107

Recording the Temperature

Temperature and weather record sheets can be included in the scrapbook along with the calendar sheets.

Examples of Weather Record Sheets

1. Let's Graph the Weather

sunny	cloudy	rainy	snowy

Students colour in a box that describes the weather.

Count the number of sunny days, rainy days, etc. in that month.

2. On a blank calendar the students draw in pictures to show the weather of that day.
3. *Simple Bar Graph*
   Horizontal and vertical bars show the temperature of the days in that month.
4. A sheet of thermometers so that students can mark on the exact temperature for each day that month.
5. A line graph.

Use a variety of weather graphing techniques so the students become familiar with temperature terminology and various graphing techniques.

The students should keep a page in their scrapbooks for a list of weather words.

e.g. Seasonal Weather Words

fall	winter	spring	summer

A weather watch project should be ongoing all year in order to observe and compare the changes in each season.

Students can take turns recording the weather:

- on a class graph
- on the class calendar
- on the board with the date

TEACHER'S SUGGESTIONS

Try a creative activity at the beginning of each month!

1. **Hello September**
   A. Write a poem: Hello September...Good-bye Summer
   The students say good-bye to summer memories and hello to new activities.
   B. Design a postcard to send to their teacher or a friend that tells about their summer holiday.
2. **On to October**
   A. October is the best month of the year.
   B. Signs of fall. Acrostic poetry: **F**all is a colourful season,
   All the people enjoy nature,
   Leaves look beautiful in the fall,
   Leaves are fun to jump in.
   C. Sights, sounds, smells and tastes of autumn. Use ideas to create free verse.
3. **Remember November**
   A. Getting Ready for Winter: Fall Brings Changes
   B. Remembrance Day: plan for a small classroom service
4. **Delightful December**
   A. Writing letters and invitations
   B. List of feelings people have in December.
   C. Cinquains, two-word poems using Christmas vocabulary.
5. **January**
   A. Ring in the New Year by having a small New Year's Party, with hats, horns, balloons, ginger ale and toast the new year!
   Hello _____ Good-bye _____
   B. Write thank you notes to friends for gifts, good times and great memories.
   C. Write a four-line rhyming poem about January.
   January's freezing,
   January's bold,
   January's sneezing time–
   When you have a cold.
6. **February Fun & Friends**
   A. Write limericks about friends
   B. Design valentines and write their own verses.
   C. Write knock-knock jokes, tongue twisters.

CREATIVE ACTIVITIES

7. **March Into Spring**
   A. On returning from spring break discuss and write about "Holiday Happenings".
   B. Signs of Spring, A Cheer for Spring
   C. Acrostic Poetry about spring, sights, sounds, tastes, smells and feelings about spring.
8. **April**
   A. Poems about rain, the wind, flowers, Easter.
   B. April Fool Advertisements
   Have each student bring in an ad (for food, household products, furniture). Rewrite the ad by changing the adjectives to their opposites. Illustrate their product.
   C. Read "The April Rabbits" by David Cleveland and "Rain by Dionne Brand. Both are in "Under the Sea", Impressions by Holt Rhinehart & Winston.
9. **May and Mothers**
   A. Compile a Mother's Day Booklet. Each student completes his/her idea of: A Mother Is...on a stencil (5 responses per page).
   Compile pages along with a title page for each student. It's a hit!
   B. Design Mother of the Year Awards.
10. **June Days**
   Put a large June calendar on your door showing the Special Days of the Month (a copy of your June Days plans could be sent home with the students to ensure necessary preparations have been made).
   A. Design "Father of the Year" awards
   B. Plans for the summer.
   Summer brings..., Welcome Summer
   C. Design a brochure, "Summer in my City".
11. **July / August**
   Brainstorm with your class activities and events that their families can participate in over the summer. Along with the suggestions you have included in the calendars, students can add their favourites and any personal celebrations.
   Prepare a celebration (family, community), poster, gift, card, for Canada's birthday.
   A. Summer Fun.
   B. Summer Plans for you and your family.
   C. Things to do in Canada over the summer.
   D. Design a brochure for summer camp.

BRAINSTORMING

Weather Graph for the month of...

Sunny	Windy	Rainy	Cloudy	Snowy	Cold	Warm	Foggy

WEATHER GRAPH



CALENDAR SHEETS

ISBN: 978-1-77344-003-3

© KGR TEACHING AIDS INC. KGR107



TEMPLATES

ISBN: 978-1-77344-003-3

© KGR TEACHING AIDS INC. KGR107



ILLUSTRATIONS

ISBN: 978-1-77344-003-3

© KGR TEACHING AIDS INC. KGR107

CUSTOM BORDERS

ISBN: 978-1-77344-003-3

© KGR TEACHING AIDS INC. KGR107