

Lilly's Purple Plastic Purse

Graphing

Lilly wanted to be a teacher, a diva, a surgeon, or an ambulance driver.
Poll 15 students in your class to find out what they would like to be.
Make a graph to show your results.

Lilly's Purple Plastic Purse

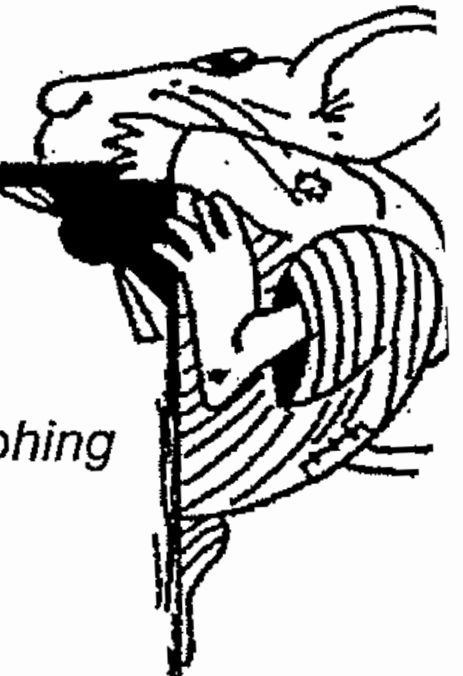
Graphing

Mr. Slinger had 4 kinds of cheese listed on his chart.
Find and write the names of 5 other kinds of cheese.

1. _____
2. _____
3. _____
4. _____
5. _____

What is your favourite kind of cheese? _____

Poll 15 students in your class to find each person's favourite cheese.
Make a pie graph to show the results.



Lilly's Purple Plastic Purse


Comprehension

List the reasons Lilly loved school. List reasons why you like school.

| Lilly's Reasons for Loving School | My Reasons for Loving School |
|-----------------------------------|------------------------------|
| | |

What did Lilly do that showed she liked her teacher?
How would you let your teacher know you like her/him?

| Lilly's Actions | My Actions |
|-----------------|------------|
| | |



Lilly's Purple Plastic Purse


Word Study/Word Play

Put 10 items in Lilly's purple plastic purse that begin with the letter "p".
Arrange your items in alphabetical order.

| List of Items | Alphabetical Order |
|---------------|--------------------|
| 1. _____ | 1. _____ |
| 2. _____ | 2. _____ |
| 3. _____ | 3. _____ |
| 4. _____ | 4. _____ |
| 5. _____ | 5. _____ |
| 6. _____ | 6. _____ |
| 7. _____ | 7. _____ |
| 8. _____ | 8. _____ |
| 9. _____ | 9. _____ |
| 10. _____ | 10. _____ |

When words begin with the same sound, it is called **alliteration**.

Henkes uses alliteration to describe Lilly's purse.
He calls it a "purple, plastic purse".
Make up some alliterations of three or more words that begin with the same sound to describe something you have.
For example, **Chester's cherry cheesecake**.




Lilly's Purple Plastic Purse

Comprehension/Reflection

List 5 things you learn about Mr. Slinger. Tell 5 things about your teacher.

| Mr. Slinger | My Teacher |
|-------------|------------|
| | |

Mr. Slinger was an ideal teacher to Lilly.
Describe what would make a teacher ideal for you.



Lilly's Purple Plastic Purse


Art Expression


Decorate paper plates, bags, felt... and design your own "purple 'plastic' purse".
Try to come up with a name for your purse creation.
List things you would put in your purse.

OR

List one item for every letter of the alphabet to put in your purse.
Illustrate and name each item on small cards that will fit into your purse,
e.g.

S scissors





Lilly's Purple Plastic Purse

Art Expression

The Lightbulb Lab— WHERE GREAT IDEAS ARE BORN

You are in the Lightbulb Lab. Draw a picture of one of your favourite people and add details.

Label your picture with words and captions that could describe their special qualities.



Lilly's Purple Plastic Purse

Descriptive Writing

Describe Mr. Slinger's feelings when he found Lilly's drawing and note in his book bag.

Lilly's Purple Plastic Purse

Descriptive Writing

Tell of a time at school when a teacher or student made you feel badly.

Describe how you felt at the time.

Lilly's Purple Plastic Purse

Descriptive Writing

Lilly had gone shopping with her Grammy and bought a new pair of movie star sunglasses. She had a brand new purple plastic purse and three shiny quarters.

She wanted to show these things to the class at sharing time.

What would you bring to class for sharing time?

Why would you bring it?



Lilly's Purple Plastic Purse

Reporting

Design a report card that Mr. Slinger could use for his class.

Pretend you are Mr. Slinger and complete the report card to describe Lilly's progress.




Lilly's Purple Plastic Purse

Tracking Sheet

Name: _____

| Activity | Date Completed | Comments |
|------------------------------------|----------------|----------|
| 1. Word Study | | |
| 2. Comprehension/ Turning Point | | |
| 3. Mathematics/graphing | | |
| 4. Comprehension | | |
| 5. Comprehension/ Reflection | | |
| 6. Art Expression | | |
| 7. Descriptive Writing | | |
| 8. Descriptive Writing | | |
| 9. Expository Writing | | |
| 10. Narrative Writing | | |
| 11. Procedural Writing | | |



Lilly's Purple Plastic Purse

Comprehension

List the reasons Lilly loved school. List reasons why you like school.

| Lilly's Reasons for Loving School | My Reasons for Loving School |
|-----------------------------------|------------------------------|
| | |

What did Lilly do that showed she liked her teacher?
How would you let your teacher know you like her/him?

| Lilly's Actions | My Actions |
|-----------------|------------|
| | |



Lilly's Purple Plastic Purse

Answer Sheet

Maths Money
 cents, 90 cents, 60 cents
 cents, 50 cents, 75 cents
 cents, 75 cents, 75 cents
 cents, 80 cents, 75 cents
 cents, 62 cents, 48 cents

Comprehension Plot

Lilly's Reasons for Loving School: She loved pointy pencils; the way
 pots went clickety-click down the hall; the privacy of her own desk; fish
 ks and chocolate milk on Fridays in the lunchroom; her teacher, Mr.
 Slinger.

Lilly's Actions: stood in line when he was on bus duty although she
 n't take the bus; raised hand more than anyone although sometimes
 didn't know answer; volunteered to stay after class to clean
 sers; told him she wanted to be a teacher like him.

Comprehension/Reflection

Mr. Slinger: sharp as a tack; wore artistic shirts; wore glasses on chain
 und neck; wore different coloured tie each day; said "howdy" when
 eting students; thought desks in rows were boring; provided most
 y snacks.

Comprehension and Reflection Illustrations

Mr. Slinger is reading "Stuart Little" which is about a mouse
 character.

Rhyming words on board rhyme with "mice".

Chart showed different types of cheeses.

Calendar at Lilly's house had a mouse picture.

Picture on classroom wall of a mouse president

Lilly gets smaller in each picture because people feel "small" when they
 something wrong and regret it. The illustrations try to show how she
 feeling.



ANSWER KEY