

Apples - Input Suggestions

1. Brainstorm and chart the vocabulary the students will need to use in their activities. Cut out the chart paper in shapes. (an apple, 1/2 apple, bushel)

Chart titles:

1. Apples taste...
2. From Seed to Applesauce
3. Apple products

2. Apple Day

Everyone brings an apple to observe and eat. Graph the kinds of apples. Count the number of bites it takes to eat the apple. Count the seeds. Compare the sizes by measuring.

-Make applesauce.

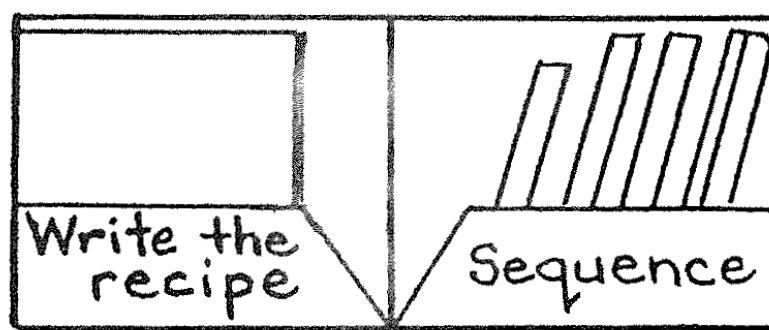

3. Puzzles

Cut out pictures from magazines, colouring books, food calendars, ... Mount and laminate the pictures. Cut them up and use them as puzzles.

The puzzles in this unit should be coloured, mounted and laminated. The activities should be put into a small box or envelope with instructions.


Put lined or apple shaped paper with the puzzles. Student can print the results after another student or the teacher has checked their work.

Put matching activities in an apple shaped folder.




Milk bags will hold stencils or pieces needed to complete the activities.

Colour one apple for each activity you do.



Creative Writing Apple Day



My Apple

My apple is a _____.

The colour is _____.

It tastes _____.

When I turn the stem, I stop at the letter _____.

The stem is _____ cm long.

It took _____ bites to eat my apple.

My apple had _____ seeds.

Draw a picture of you eating your apple.

Creative Writing

Write an apple poem

Fill in the blanks to make a poem.

Apples

_____ apples

_____ apples

Apples on the tree

_____ apples

_____ apples

Pick an apple






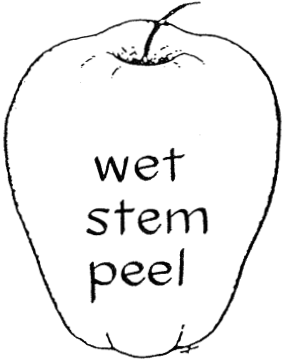



Just for me!

Now write a poem of your own about apples.

Print your poem on an apple shape.

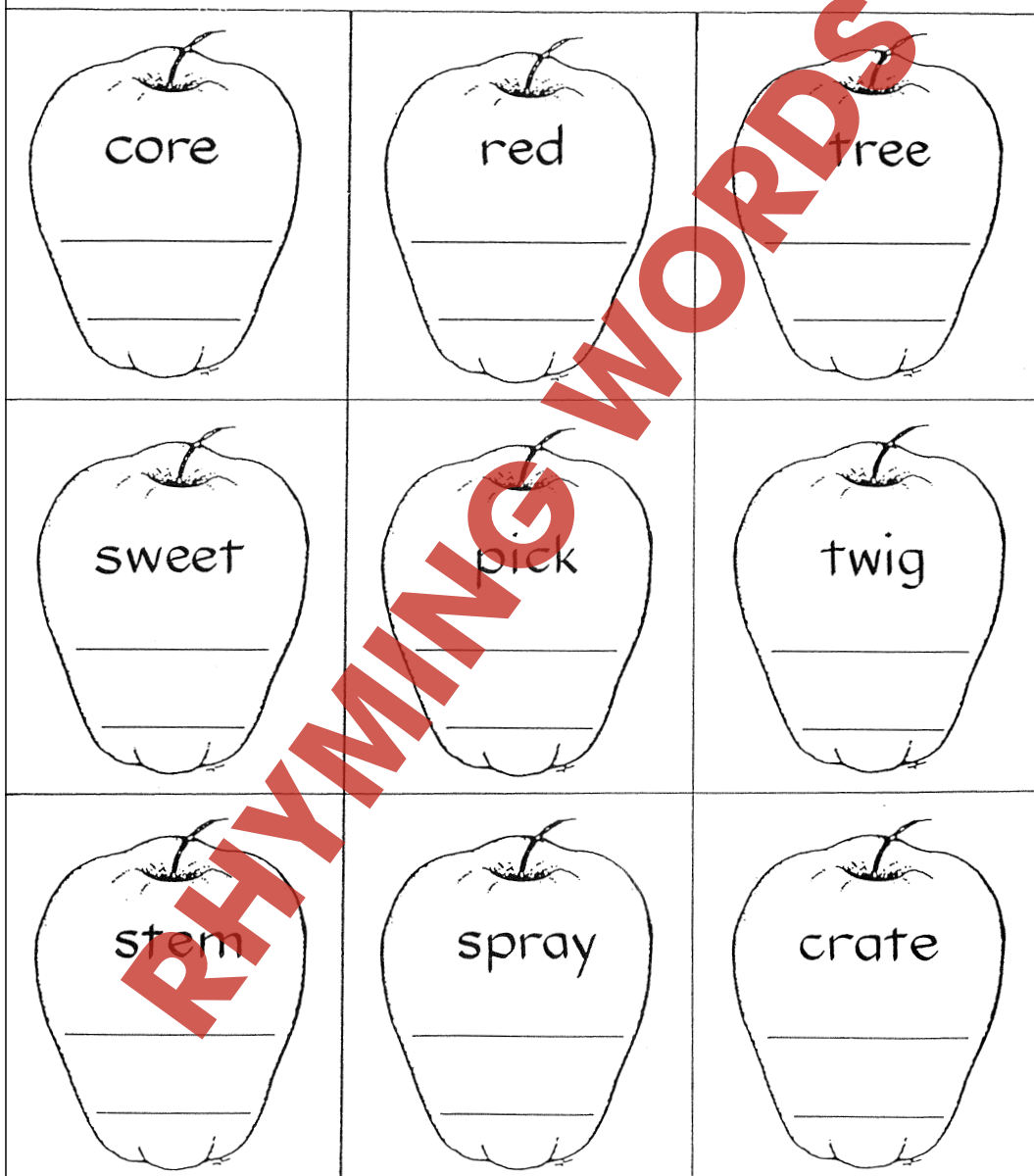
Apple Words : Vowel Sounds

Words that have the same vowel sound. Underline the two words that have the same vowel sound.

 <p>fill little like</p>	 <p>sweet ten three</p>	 <p>old pot grow</p>
 <p>peel red feel</p>	 <p>small fall day</p>	 <p>wet stem peel</p>
 <p>spring lick pie</p>	 <p>tree stem sweet</p>	 <p>plant apple bad</p>

Apple Words : Rhyming Words

Print two rhyming words in each apple.
Circle the part that is the same.



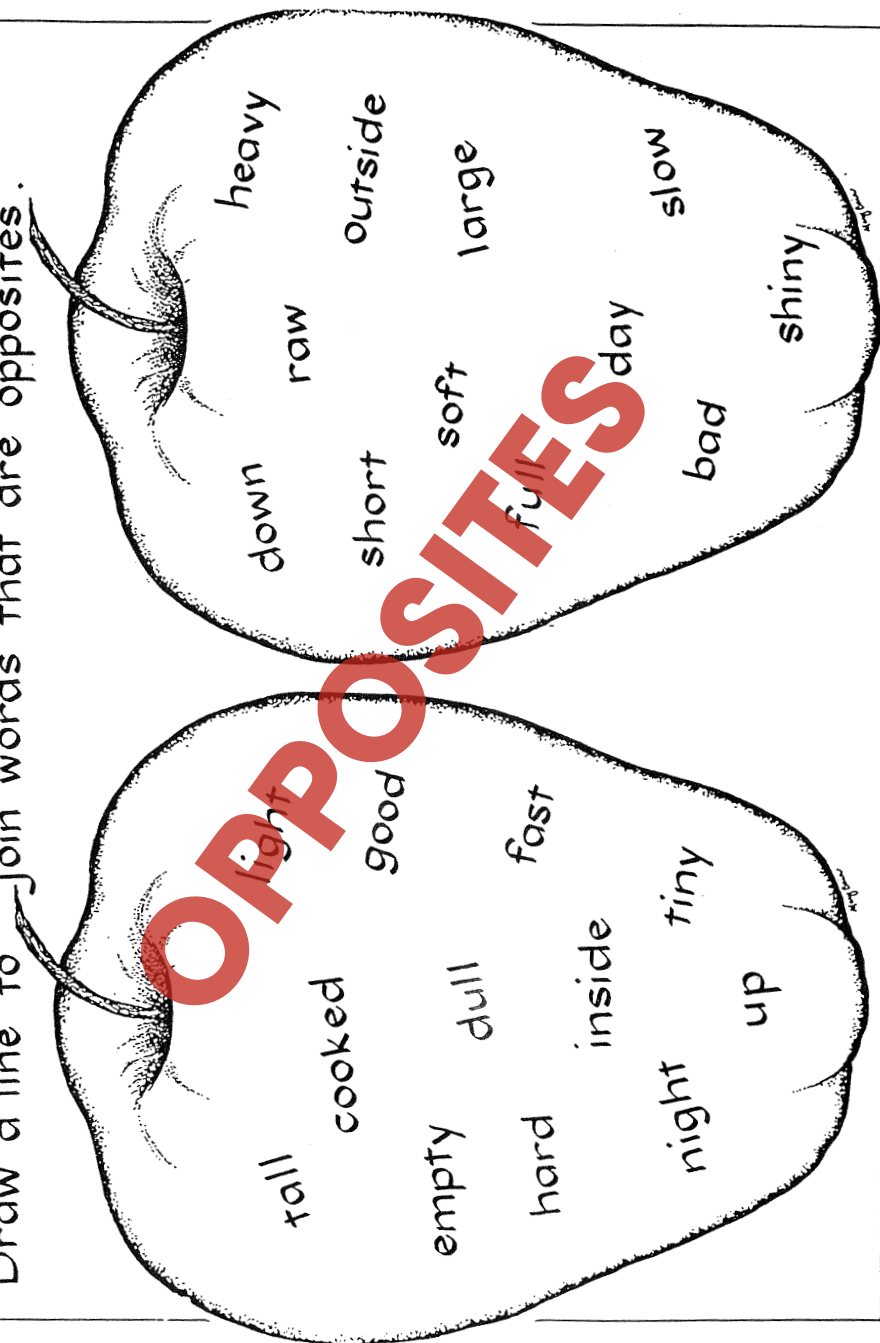
Apple Words : Alphabetical Order

Cut out each word.
Arrange the words in alphabetical order on your desk.
Ask a friend or your teacher to check your words.
Paste the words on another sheet in alphabetical order.

sweet	green	drink
core	tree	bite
wormy	eat	yummy
ladder	fruit	seeds
juicy	moth	delicious
branch	rotten	bruise
pip	yellow	picking
orchard	half	wasp
apples	fragrance	autumn

Apple Words : Opposites


Most apples have a sweet taste. Grab apples taste sour.
SWEET and SOUR are opposites.
Draw a line to join words that are opposites.



Draw 5 sweet tastes and 5 sour tastes on the back of this sheet.

Apple Words : Word Puzzle

Find and print a word for each picture.



blossoms apples
core tree
pie bumblebee
worm cider