

Teacher Input - Suggestions

Here are a few suggestions on how to use the activities with the 'Munch Bunch' series.

You can use the Munch Bunch books

1. with one reading group at a time
2. at a reading centre for your fruit and veggie unit
3. individualized reading

How to introduce the Munch Bunch books

1. Read a M.B. book to the class
2. Discuss pictures, characters, words and the lesson shared from the book
3. Large Group Activity
(See activity 'Make a Summary')

Do this activity together to show the class how to set up the activities

Title _____ picture ~ words. ~	Date: _____ Title: _____ Activity: _____	RBBR
--------------------------------------	--	------

Title _____ words to describe _____	RBBR
DATE: _____ TITLE: _____ ACTIVITY: _____	

- Use 1/2 page for most activities.
- I would do the summary activity with each book

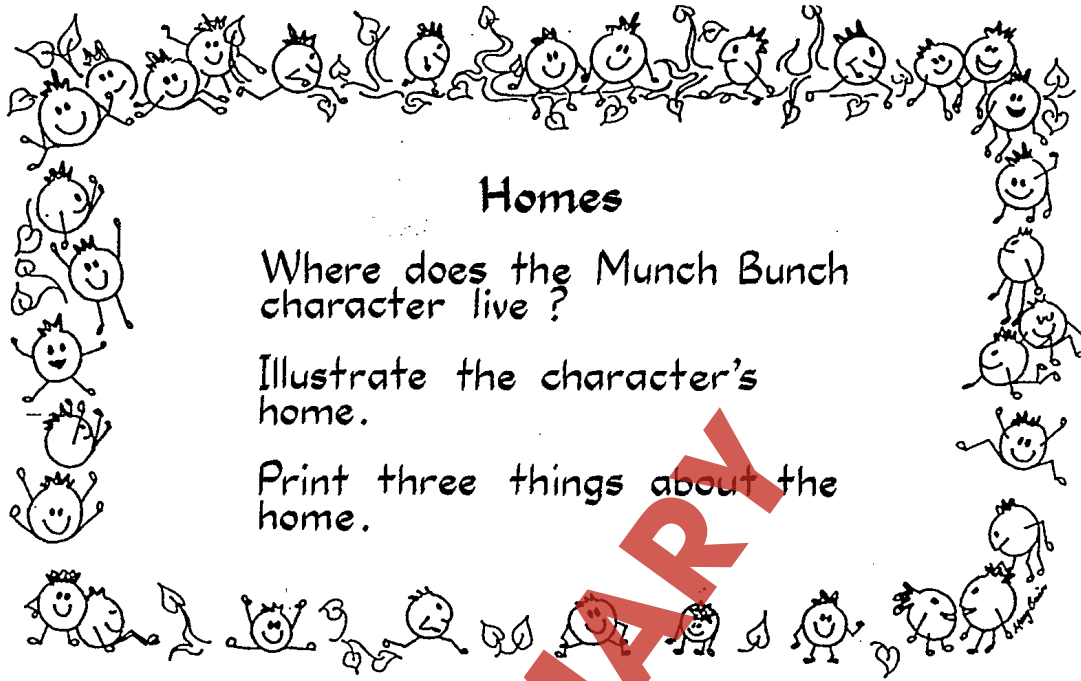
Post a chart that outlines the procedure

eg.

<ol style="list-style-type: none"> 1. Read a M.B. book 2. Do 'Make a Summary' 3. Choose one other activity 4. Each new book you read do a new activity
--

<ol style="list-style-type: none"> 1. Read a M.B. book 2. Do 'Make a Summary' 3. Choose 1 reading card and 1 creative card






Homes

Where does the Munch Bunch character live?

Illustrate the character's home.

Print three things about the home.



Make a Summary

Read a Munch Bunch book.

Is the book about a fruit or a vegetable?

Make a title page for the book.

Give the title.

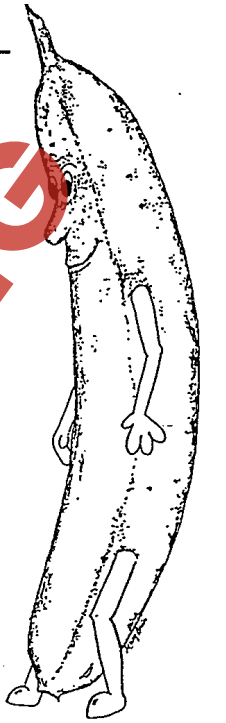
Illustrate the character.

Tell four words that describe the character.

Asking Questions

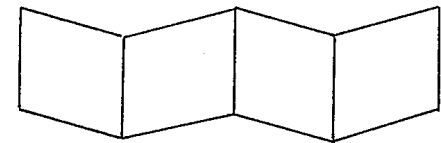
Make up four questions you would ask the Munch Bunch character that you have just read about.

Remember to end each question with a ?




Creative Writing

Make a fold up story that tells about an adventure of a Munch Bunch character.



Make a Map



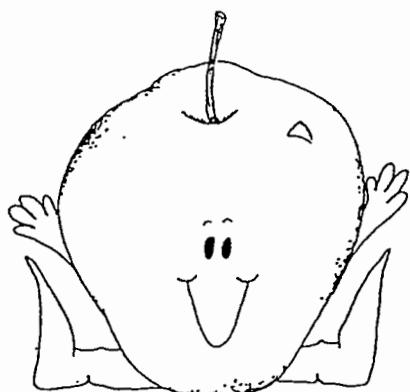
Design a map to show a Munch Bunch village.

Show the characters' homes and the things you think they might like in their village. Give your village a name.

Design a Diorama

Your diorama could go along with one book you read or it could display several characters.

Perhaps you could work on a diorama display with a friend.



Art - Painting



Make a painting that tells something about the book you have read.

Print a caption to go with your painting.

Art - Painting

Make a painting of a home that belongs to a Munch Bunch character.

Tell three things about this house that make it a good house for that Munch Bunch character.



Art - Make a Model

Using plasticine, make a model of your favourite Munch Bunch character.


Ask a friend to guess the name of your character.



Art - Make a Puppet

Make a paper bag puppet of your favourite Munch Bunch character.

Get together with a friend and prepare a short skit between two characters.



Make a Poster

Make a poster to advertise the Munch Bunch books.

Perhaps your librarian will display the poster in the library.

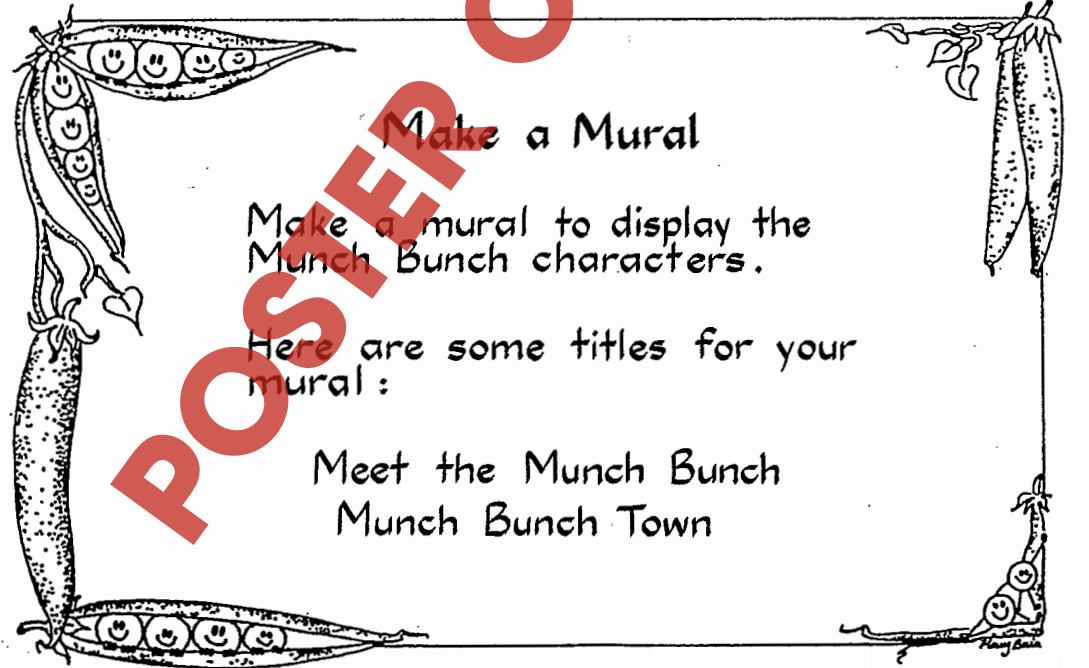


Make a Mural

Make a mural to display the Munch Bunch characters.

Here are some titles for your mural:

Meet the Munch Bunch
Munch Bunch Town



Munch Bunch Characters

Which Munch Bunch character do you like best?

Tell why.

Make a comic strip about this character.

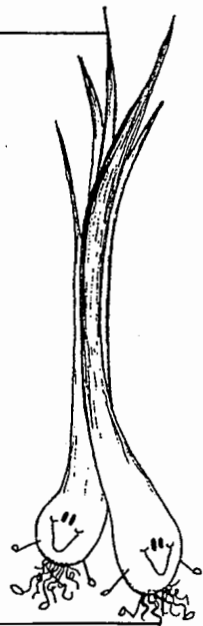


Design a Book Cover

Design a new book cover for a Munch Bunch book.


Use paper the same size as the books.

Make your cover colourful.



Design a Bookmark

Design your own Munch Bunch bookmark to use while you read the Munch Bunch books.



Write a Letter

Who is the author of the Munch Bunch books?

Write a letter to the author expressing your feelings about the books you have read.

