

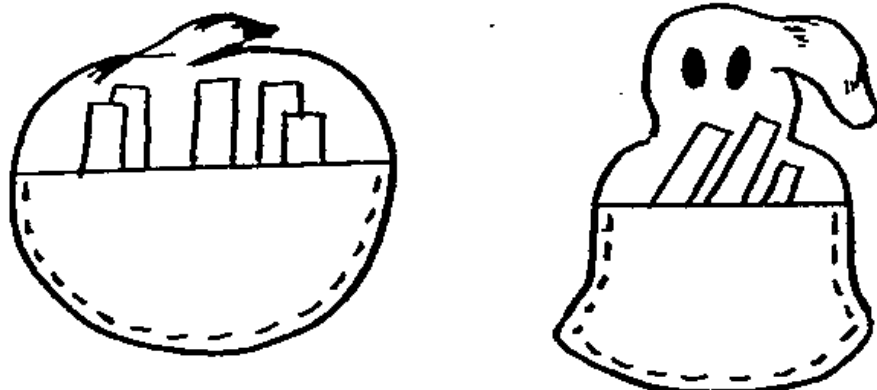


HAPPY HALLOWE'EN

Suggestions: How to Use the Activities

1. The pages can be coloured, mounted and laminated and used as the task card. The students would complete the activity in their workbook or on paper provided at the centre.
2. Some pages can be used as student work pages if a smaller size printing and picture is acceptable by the teacher.
3. Some pages can be photocopied and compiled into a student booklet.
4. The activity can be reproduced onto chart paper or the blackboard for large group activity or a class lesson.
5. Several sheets are pictures and puzzles. Photocopy these sheets and keep a master set on file.


Colour, cut out, mount and laminate the cards, store the pieces in envelopes, baggies, boxes or shaped card holders with the instructions on the front.




6. Some activity cards have been left blank. Fill in the concepts you are working on at this time.  
e.g. counting, before - after
7. Some activities can be completed orally to the teacher.

\*Do not put out the activity cards without sufficient input. The students should feel success rather than frustration.

Not all students or classes will complete the same activities.





**FIVE BLACK BATS**

Five black bats  
Ready to soar;  
One stayed behind,  
Now there are four.

Four black bats  
Hanging from a tree;  
One fell down,  
Now there are three.

Three black bats  
Wondering what to do;  
One flew away,  
Now there are two.

Two black bats  
Sitting in the sun;  
One fell asleep,  
Leaving only one.

One lonesome bat  
With no place to go;  
Went hiding in a cave,  
Now there are zero.

- Put the poem on chart paper.  
Use the poem for reading, word recognition, rhyming etc.  
The students can illustrate each verse.
- Patterning  
The students can write their own poem following the same pattern.  
e.g. \_\_\_\_\_ wicked witches \_\_\_\_\_  
          \_\_\_\_\_ jolly pumpkins \_\_\_\_\_

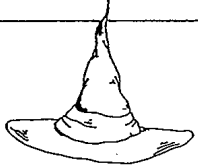






My Pumpkin  
pumpkin is as  
big as \_\_\_\_\_  
orange as \_\_\_\_\_  
heavy as \_\_\_\_\_  
smooth as \_\_\_\_\_  
long as \_\_\_\_\_

Send a batty card..... to a friend

- Trace the bat shape on black or white.
- Draw the eyes.
- Print a message inside.
- Cut out the bat.
- Fold on the dashed line.
- Send the card to a friend.

**HALLOWE'EN SPELLING**

Can you find the Hallowe'en word to match the picture?  
Copy the word in your best printing.

Colour the things that begin with "h".



Print the name of the things you coloured.

**Mathematics : Ordinal Numbers**

Colour the third one black.

Colour the fifth one.

Draw 9. Colour the seventh one.

Draw 7. Colour the sixth one.

Draw 5. Colour the second one.

Draw 6. Colour the first one orange.

Students can sequence the story.

