

HAPPY HALLOWE'EN



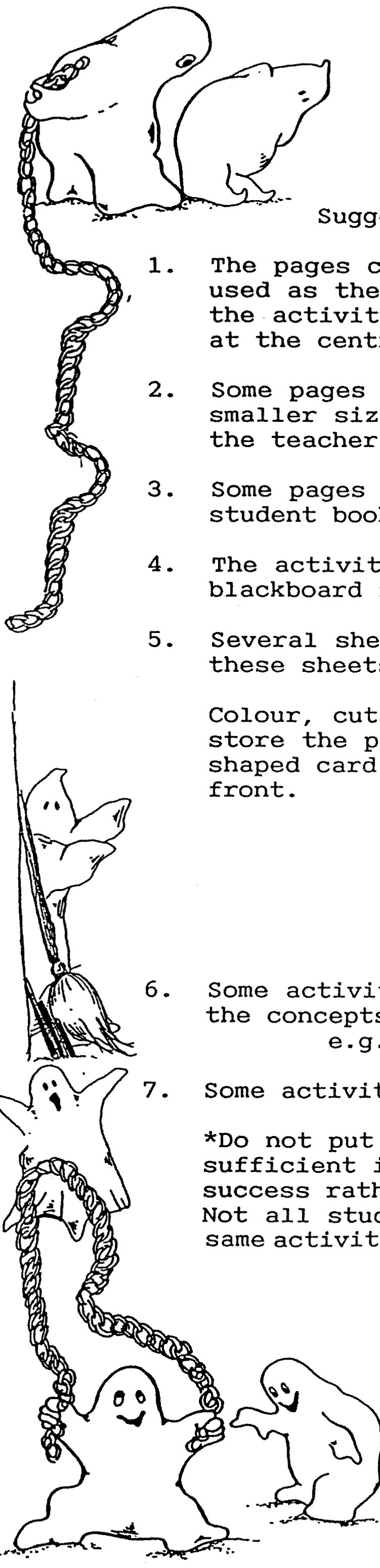
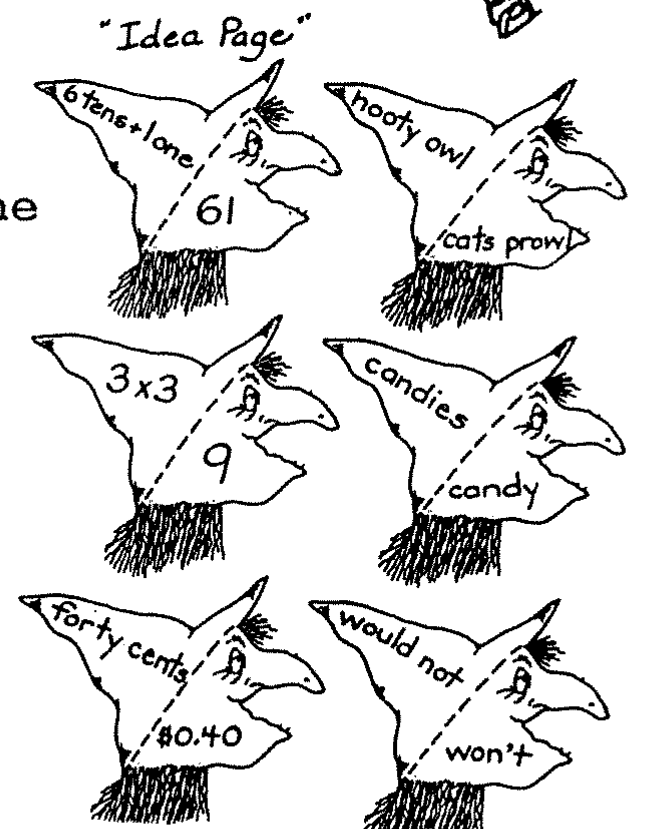


Suggestions: How to Use the Activities

1. The pages can be coloured, mounted and laminated and used as the task card. The students would complete the activity in their workbook or on paper provided at the centre.
2. Some pages can be used as student work pages if a smaller size printing and picture is acceptable by the teacher.
3. Some pages can be photocopied and compiled into a student booklet.
4. The activity can be reproduced onto chart paper or the blackboard for large group activity or a class lesson.
5. Several sheets are pictures and puzzles. Photocopy these sheets and keep a master set on file.

Colour, cut out, mount and laminate the cards, store the pieces in envelopes, baggies, boxes or shaped card holders with the instructions on the front.

6. Some activity cards have been left blank. Fill in the concepts you are working on at this time.
e.g. counting, before - after
7. Some activities can be completed orally to the teacher.

*Do not put out the activity cards without sufficient input. The students should feel success rather than frustration. Not all students or classes will complete the same activities.



2. Choral Speaking Chanting

Put these verses on chart paper or on the blackboard. Have individual students read each verse, using different tone and volume in their voices. Do the chants together, try some rounds...

White bones,
Brittle bones,
Don't come rattling my bones!

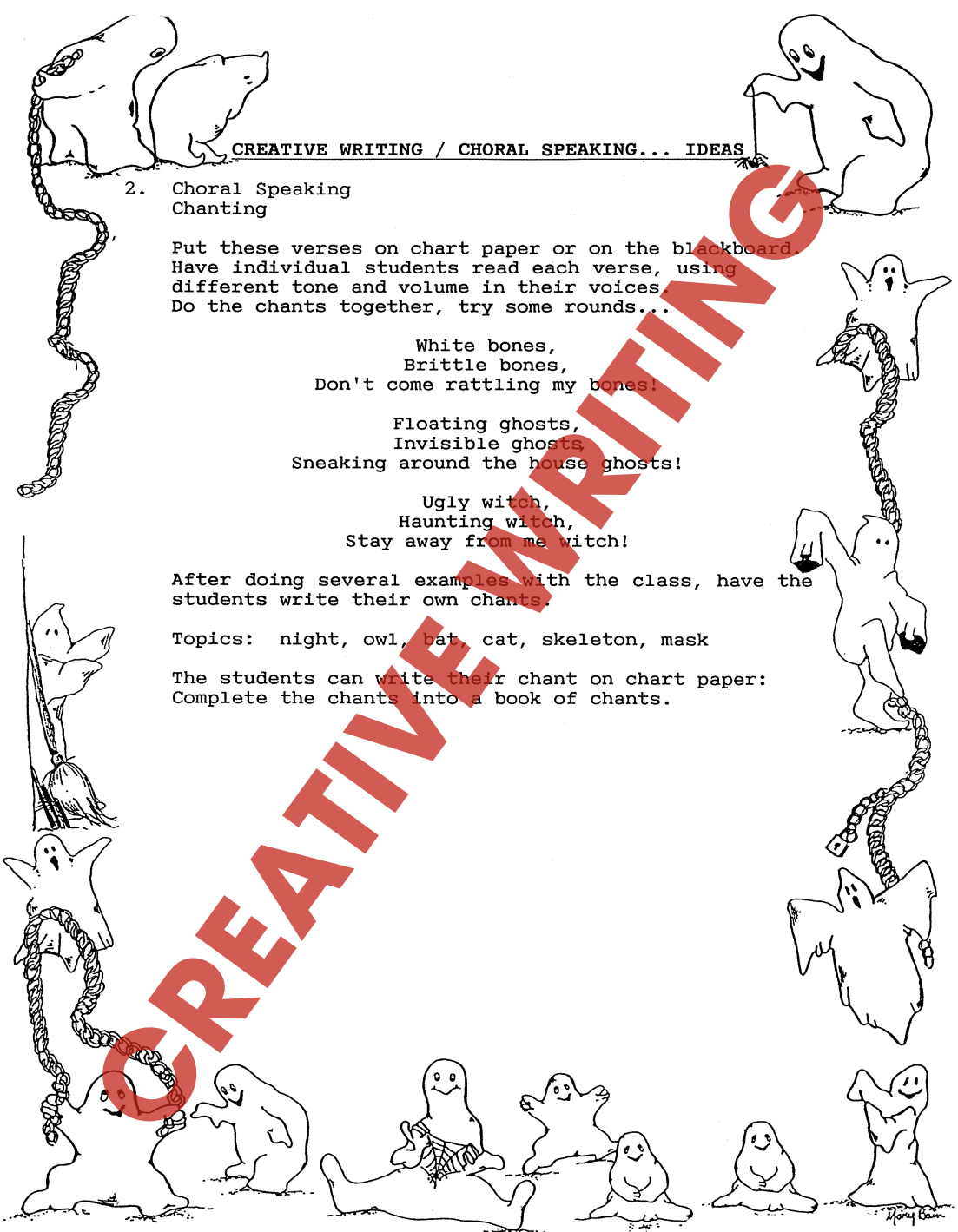
Floating ghosts,
Invisible ghosts,
Sneaking around the house ghosts!

Ugly witch,
Haunting witch,
Stay away from me witch!

After doing several examples with the class, have the students write their own chants.

Topics: night, owl, bat, cat, skeleton, mask

The students can write their chant on chart paper: Complete the chants into a book of chants.




BRAINSTORMING

Things People Fear Around Hallowe'en

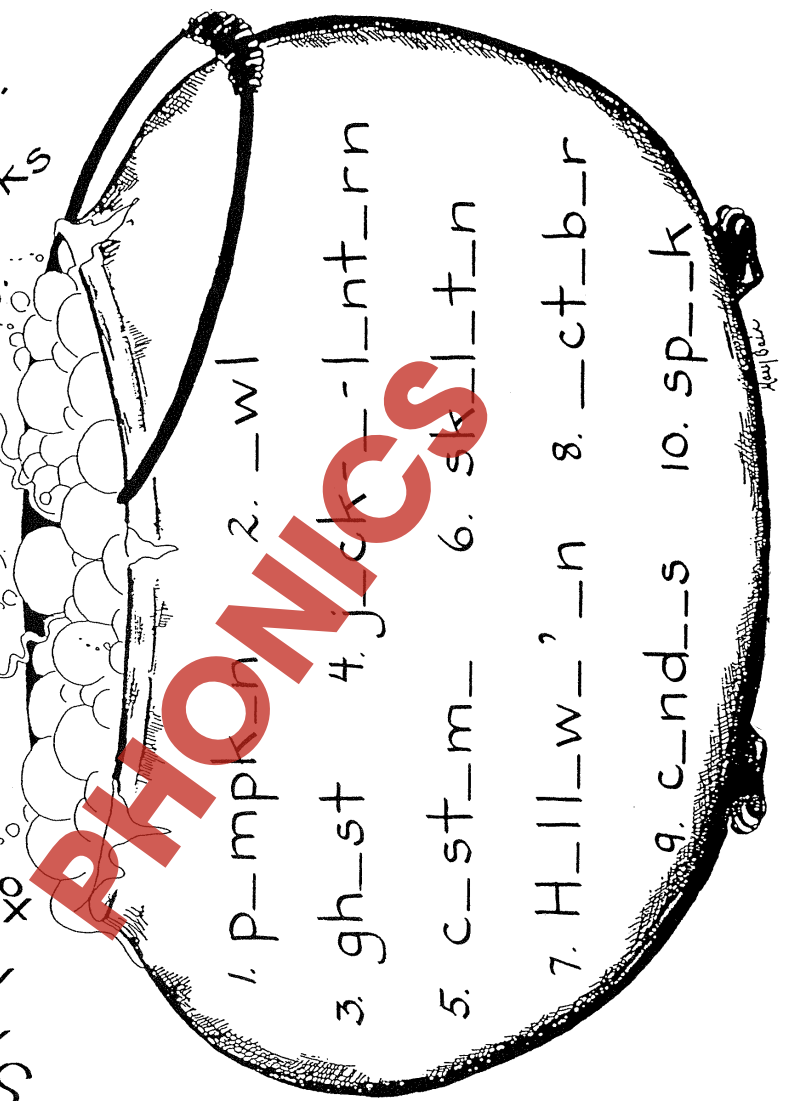


Which costume parts go together?
Cut out the parts and paste the costumes on a sheet.
Fill in the body for each costume.



Phonics

Sylvie the witch has trouble with vowels.
Help Sylvie put vowels in the blanks.
Help Sylvie spell Hallowe'en words.
to spell Hallowe'en words.





Answer each riddle.
Use the letters inside the ghosts to spell a Halloween word.

- Halloween is on ____ 31.
- This lady rides a broom.
- Carve a pumpkin into a _____.
- Dress up in a _____.
- A witch stirs her _____.
- Bobbing for _____.
- A Halloween spook _____.

Something we hear on Halloween. _____

Fill in the blanks with witch or which.

- Is she a real _____?
- _____ way did the owl fly?
- Your _____ costume is ready.
- _____ path leads to the haunted house?
- He does not know _____ treat to take.
- I wonder _____ twin you are.
- Choose _____ costume you like best.
- Are you a _____?
- _____ mask is yours?
- I don't know _____ one is the real _____.

Colour each word in the web.

- 1 syllable words - black
- 2 syllable words - yellow
- 3 syllable words - orange

Words in the web: pumpkin, Halloween, shadow, broomstick, excited, ghost, scary, October, liconice, cauldrons, carve, wind, bot, black, prank, caramels, candy, white, trick-or-treat, broomstick, costumes, spook, dark, spook, witch, spook, cobweb, jelly bean, friends, orange, skeleton, haunted, jelly bean, friends, white, witch, trick-or-treat.