

INPUT SUGGESTIONS FOR CHRISTMAS ACTIVITIES

After brainstorming for Christmas words the activities will be much easier for the students to complete independently.

WORD CHARTS

1. Christmas Tastes
2. Christmas Sounds
3. Christmas Feelings
4. Decorations
5. Santa
6. The First Christmas
7. Words That Describe Christmas

POSSIBLE CENTRES:

1. Toy Centre - Classification of toys e.g.
modern/long ago
inside/outside

Riddles About Toys

Care of Toys and Toy Safety

Art - painting, modelling, box sculpture

Graphing


Word Activities - using toy words e.g. materials
toys are made of, words that
describe toys, parts of toys

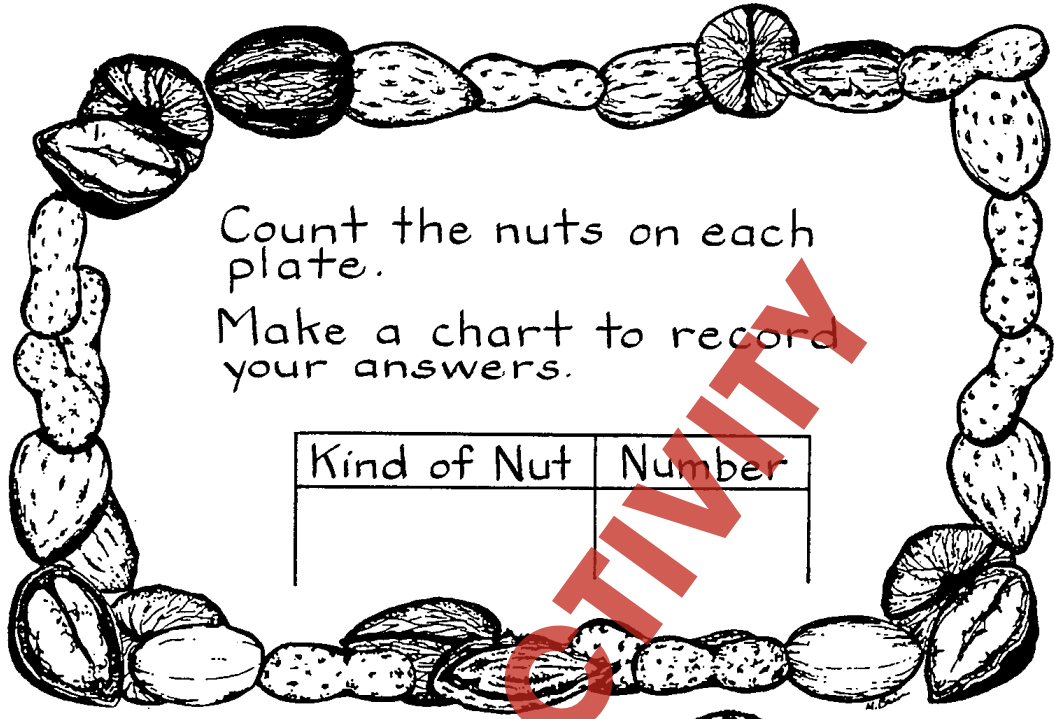
2. MATHEMATICS:

- incorporate the mechanical skills you are working on
- Measuring, Money, Geometry, Graphing

3. COOKING:

- Try some no-bake recipes
- Try making a Christmas Cake

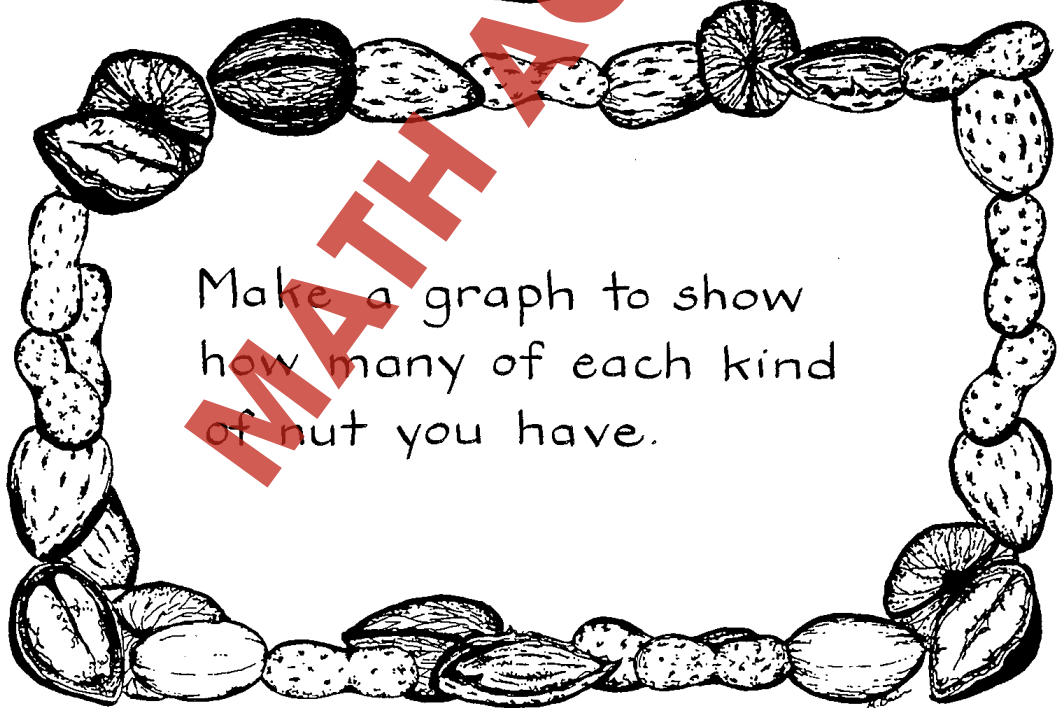





Count the nuts on each plate.

Make a chart to record your answers.

Kind of Nut	Number



Make a graph to show how many of each kind of nut you have.



Brainstorming

Sing About Christmas

Think About the Songs You Sing at Christmas

Print the titles of five Christmas carols you like.

Print the titles of four "Christmas Fun Songs".

Brainstorming
A Christmas tree
for the birds!

Decorate the tree with vegetables, fruit, bread, seeds, cereals and nuts, to feed the winter birds.



Label your pictures.

Brainstorming

Christmas Plants and Flowers

Illustrate and name six plants or flowers we see at Christmas.

Look through Christmas cards for ideas.

Reading 1

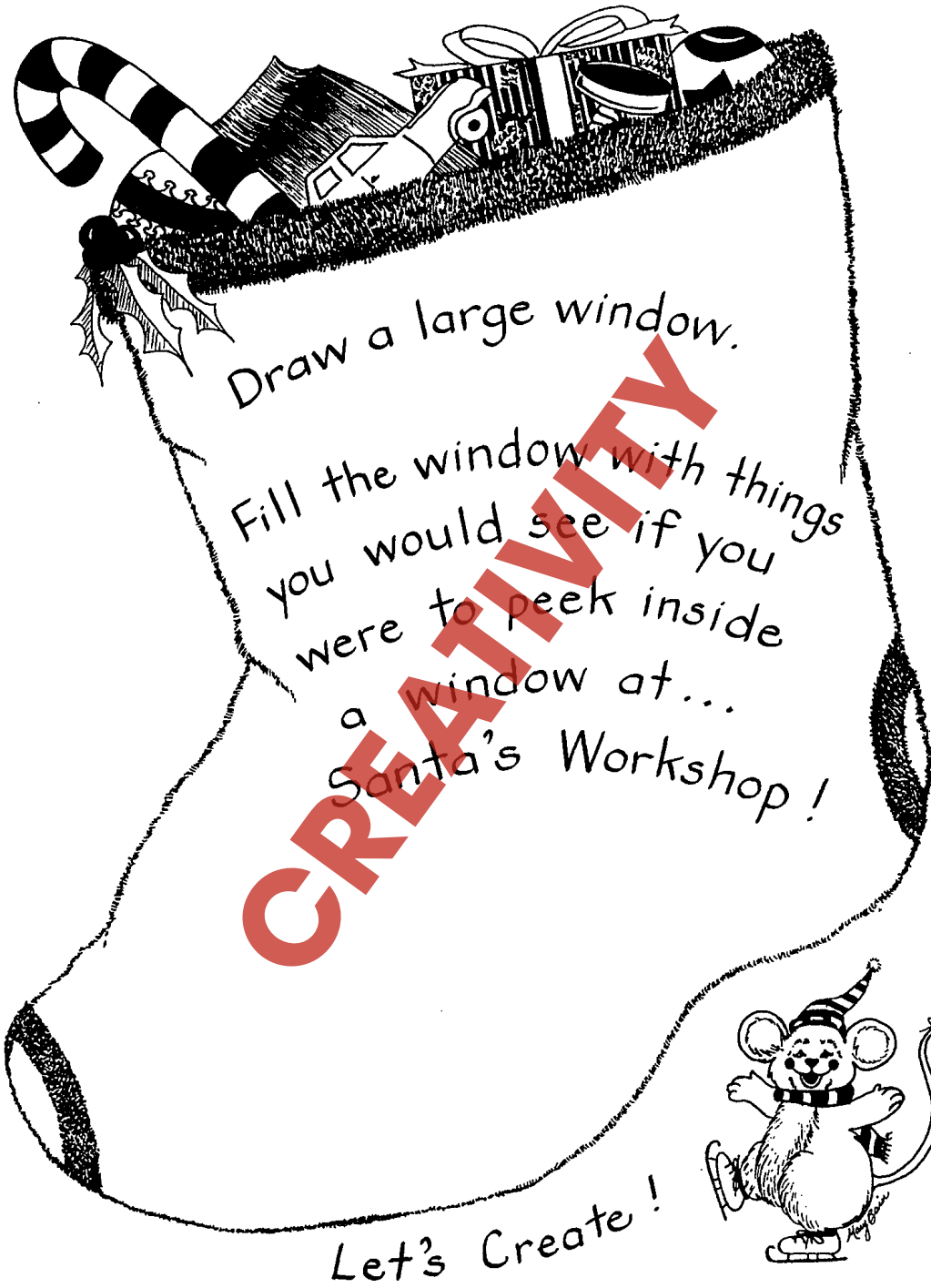
Find a Home for Us !

Draw a line to match a home for the words in list "A".

"A"	home
1. Santa	gingerbread house
2. candy cane	
3. tin soldier	North Pole
4. angel	
5. Mrs. Claus	a home
6. Rudolph	
7. children	a forest
8. evergreen trees	
9. gumdrops	Toyland
10. winter birds	
11. Christmas lights	a heavenly cloud
12. elves	

Illustrate one home.

Show five things that can live in the home you drew.



Draw a large window.

Fill the window with things you would see if you were to peek inside a window at... Santa's Workshop!

Let's Create!

Let's Create.... a poem!

Complete this poem about Christmas Colours

Red, red, red,
Things that are red

Green, green, green,
Have you seen?

These things are green.

Silver, silver,

These things are silver.

Gold, gold,
What is gold?

Things that are gold.
White, white, white

_____ is white,
Christmas is a beautiful sight.

4. Make: thank you notes, Christmas cards or invitations

1. Fold your paper in half.
2. Cut around Santa's head.
3. Trim the side of the card.



ART ACTIVITY