



## FEBRUARY, FRIENDS AND FUN

February is the month for valentines and the purpose of Valentine's Day is to tell those we love, that we care about them. The theme of "friendship" could be integrated throughout the month of February.

You could begin by brainstorming with your class for some activities they would like to do. Students can write their ideas, that way the most appropriate ideas can be discussed.

Organize the activities on a large class calendar. Give the students a copy so that the parents know what to expect and assist with.

Here are a few suggestions:

1. If you are having a party include party preparations in your schedule; cooking treats, making placemats, decorating paper cups, making Valentine cards, delivering the cards, "Party Day"..
2. Red Day
3. Bring a "stuffed" friend today.
4. Bring a treat for a friend (pick names), write a rhyme on your treat.
5. Sit beside your friend(s) all day.
6. Pay "compliments" today.
7. A) Write a letter/note to a friend or relative today.  
B) Bring an envelope today and have the address of your friend/relative. Bring a stamp to mail the letter.  
C) Take a walk to the post office or nearest letter drop.
8. Write/Print with red today!
9. Plan something special that your whole family can do one day this month.
10. Pancake Day - Set up activities with a pancake theme for the day.
11. After Valentine's Day each student chooses the card they liked best to share with the class.
12. Chocolate Day

Valentine Symbols

Some valentine symbols are so well known that as soon as you look at them, you think of Valentine's Day. Such symbols are hearts shot with arrows and fat little cupids taking aim with their bows and arrows. Other symbols are red roses, hearts and love birds. Most valentine symbols have to do with love and sweethearts.


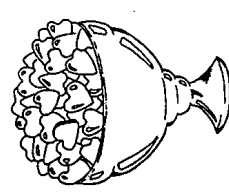

Cupid is a symbol of love. He was supposed to be the son of Venus, goddess of love and beauty. When he shot one of his invisible arrows into someone, he caused that person to fall in love with the first person he or she saw. Cupid was known to be a bit mischievous. Sometimes he shot his arrows just for fun and to play tricks.

Cupid's target, the heart, is seen very much on Valentine's Day. People used to believe that the heart held all the feelings of love and friendship. Today the heart is a common shape for candy boxes, cakes, cookies and pieces of jewelry.


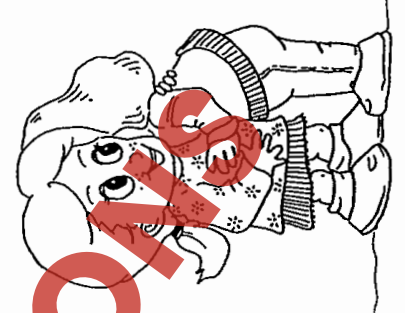

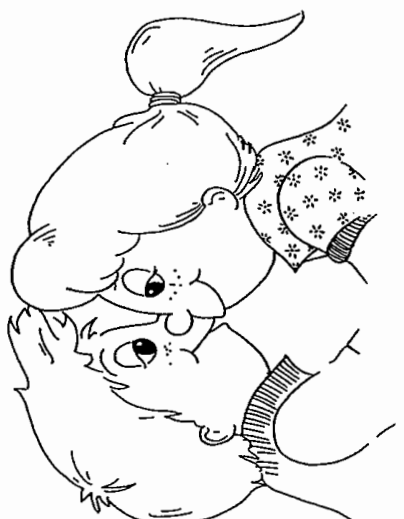
Love birds are seen on Valentine's Day because years ago, people thought the birds chose their partners on St. Valentine's Day. Love birds are also seen carrying messages in their beaks.

Red roses were the favourite flower of Venus, the goddess of love. Roses and bouquets of flowers are gifts often sent on Valentine's Day.




CUT OUT, MOUNT AND LAMINATE THE PUZZLE PARTS. STUDENTS CAN MAKE A "VALENTINE DICTIONARY" AFTER COMPLETING THE PUZZLES.






 <p>friends</p>	 <p>candy</p>	 <p>Cupid</p>
<p>We have fun together. We share secrets.</p>	<p>I am yummy to eat. I taste sweet.</p>	<p>I shoot arrows and make people fall in love.</p>





PICTURE CARDS: COLOUR, CUT OUT, MOUNT AND LAMINATE THE PICTURES. PICTURES CAN BE USED FOR MATCHING, CREATIVE WRITING...




	
	




Colour the "heart beats."




 pink 
  red 
  blue

 Valentine 
  pink 
  sweetheart 
  love 
  kiss

 bouquet 
  hearts 
  mischievous 
  ribbon

 card 
  friend 
  Cupid

 flowers 
  chocolate 
  white

 hug 
  sweet 
  roses

Use a red arrow to help Cupid match the opposites.

Print pairs of opposites on the back of this sheet.

A Valentine for My Friend  
Tell this cartoon story.

Colours we see around Valentine's Day

Finish the patterns.

Make a pattern with hearts.