



## Baskets, Bonnets and Bunnies

### Input - Suggestions

1. Brainstorm with your class and prepare: word/picture/sentence charts to meet their needs.

Easter Symbols - Religious/Fun, Eggs, Chocolate, Descriptive Words

2. Set up your centres. You may want to change your interest centre to cover several themes.

- i) Develop an "Egg" theme. "Speaking of Eggs"

Brainstorm and chart:

Ways to serve eggs

Things we eat with eggs - food/seasonings

Things that come from eggs - Science/

Research Centre

Things with shells

Graphing - How do you like your eggs?

Cook and prepare egg dishes. Have breakfast at school.

Set up an egg decorating centre. Try some pysanky art with your class.

Set up egg races - "Egg-olympics"

-Use hard boiled eggs

-in teams, pass the eggs with spoons, egg toss, rolling eggs with nose....

Plan an Easter egg hunt.

Display eggs of different designs in baskets/bowls, egg cups...

- ii) Develop a "Chocolate" theme

Brainstorm and chart:

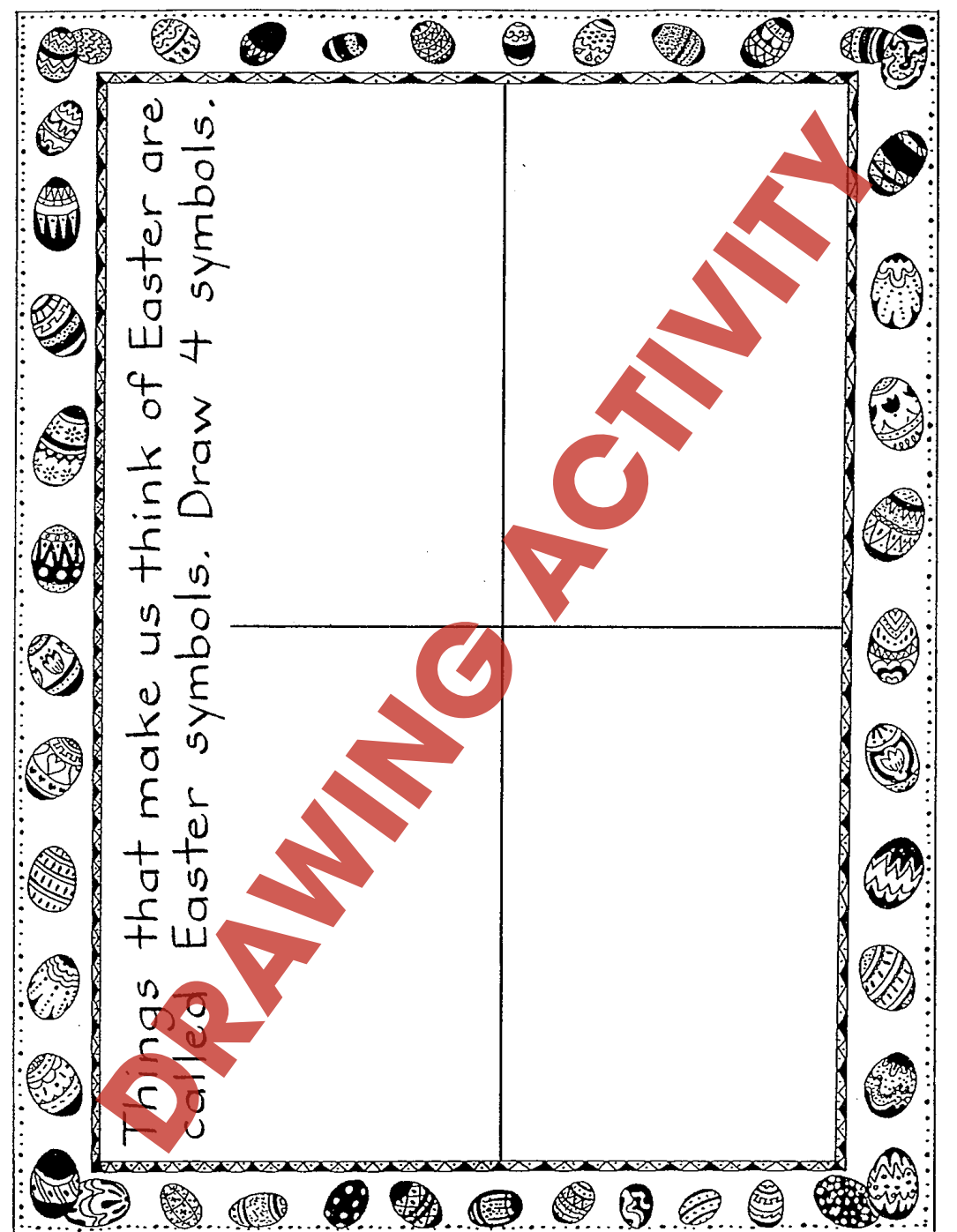
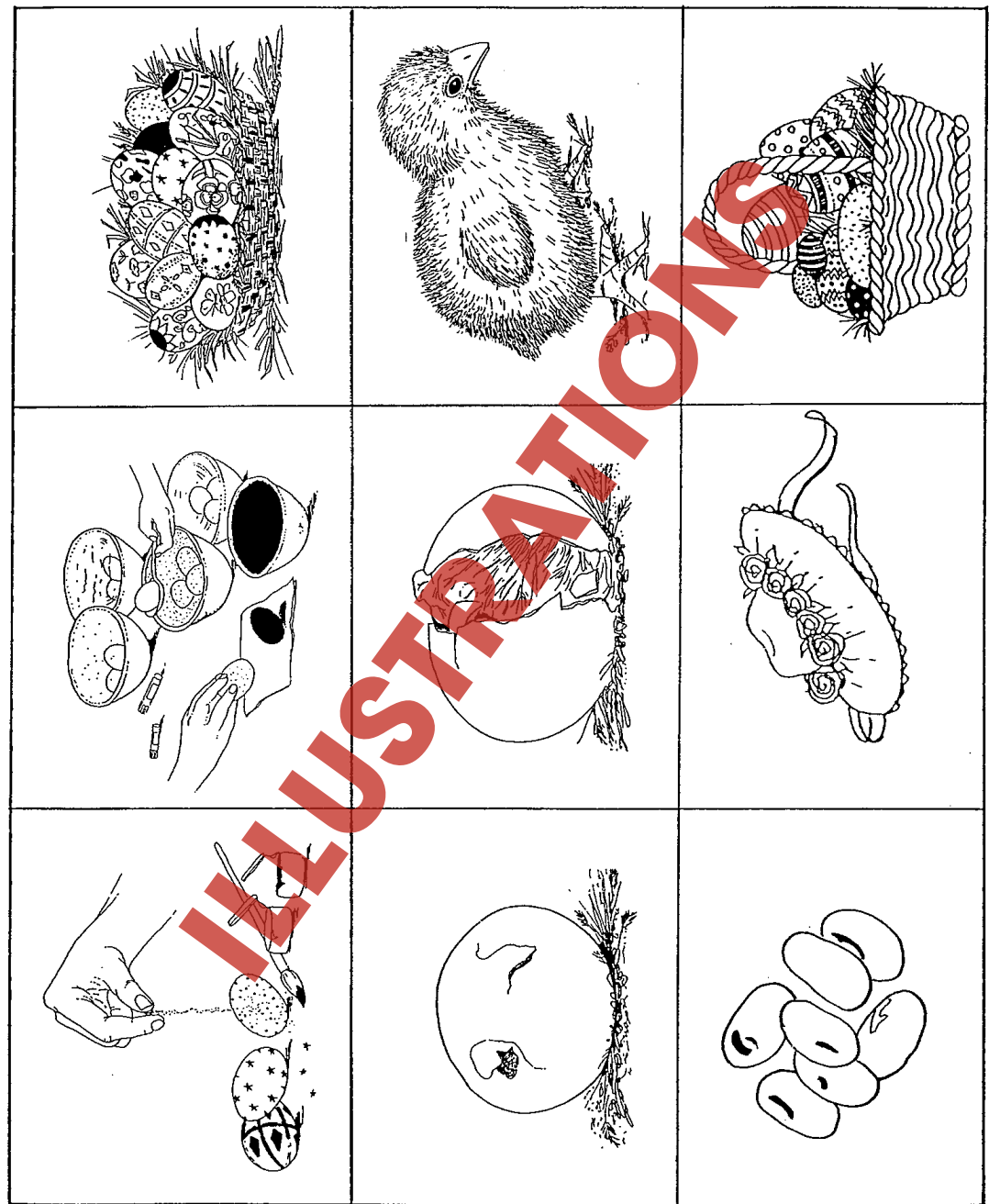
Chocolate Tastes...

Chocolate Things

How Chocolate is Made



CUT OUT, MOUNT AND LAMINATE THE PICTURES. STUDENTS CAN USE THE PICTURES FOR: SORTING, MATCHING, CARD GAMES, BINGO, TO MAKE A DICTIONARY...

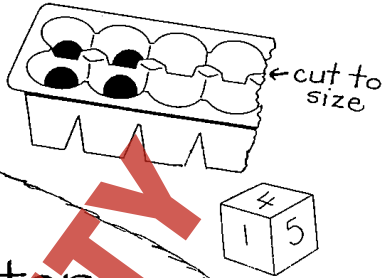




Egg Carton Math

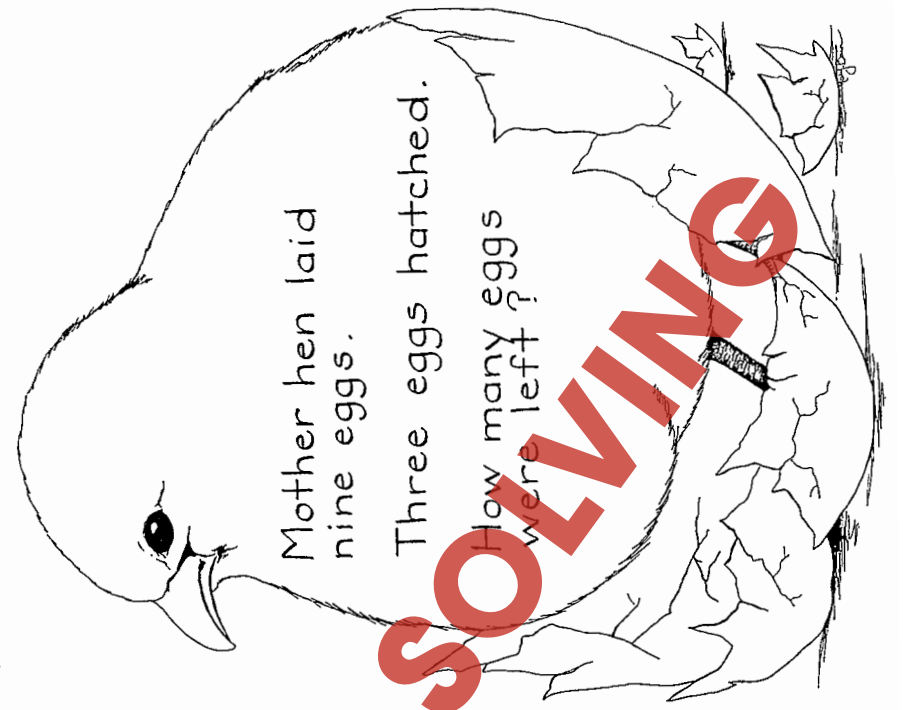
You need:

- counters
- an egg carton
- a number cube



1. Put a counter in each cup.
2. Roll the number cube.
3. Take away counters
4. How many are left?
5. Print a number sentence.

Do this 3 times.




Mother hen laid nine eggs.

Three eggs hatched.

How many eggs were left?

PROBLEM SOLVING  
STUDENTS CAN DRAW PICTURES FOR EACH NUMBER STORY AND GIVE THE NUMBER SENTENCE.  
STUDENTS CAN MAKE UP THEIR OWN PROBLEMS.



Five baby chicks were playing in the barn.

Three baby chicks were eating grain.

How many chicks were there in all?

Cut out a large egg shape  
Decorate your egg with...


- Painted noodles or macaroni
- ribbon
- clean, crushed eggshells
- dried flowers
- Painted seeds
- tissue paper
- yarn



Work with a partner!

Make a Funny Bunny

Be Creative



You need:

1. a blown or boiled egg
2. a cardboard roll
3. construction paper for eyes, ears, nose, paws, whiskers