

Discover the Fascinating World of **OWLS**

Getting to know owls is an interesting challenge and a great topic to develop research skills.

Brainstorm and record the facts and ideas your students think they know about owls. As your unit develops, refer to your initial brainstorming charts to see how accurate your knowledge was.

Suggestions for Owl Activities

1. Owl Related Vocabulary (page 32-33)

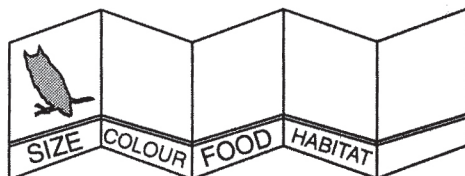
- Display vocabulary on cards, with a picture.
- Students develop a dictionary / or contribute to a class dictionary.
- Use owl related vocabulary as your spelling list for the duration of the theme.

2. Creative Writing

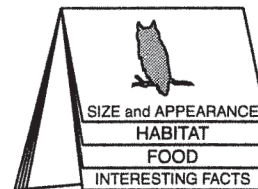
- Develop poetry and display on owl shape cards.
- Write legends to explain:
 - Why the owl has such large eyes.
 - Why the owl flies so silently.
 - Why the owl can turn its head so far.
- Write stories using an owl as the main character
 - The Owl Who Couldn't ... Eat Mice
 - My Pet Owl
 - The Grouchy Owl

3. Research

- Using reference books find pictures of owls. Prepare a detailed illustration of an owl. Use a variety of media to create texture, shading and accurate colouring for the owl you have chosen.
- Work with a buddy or in a small group. Create a mobile to show a few species of owls.
- Choose an owl. Write a fact booklet about this owl.



ACCORDION STYLE BOOK



FLAP STYLE BOOK

4. Creative

- Make an owl model using one of the following:
 - paper bag, felt, paper plate, construction paper, clay / sawdust & paste, etc.



Creative Writing

Choose a title.

Write an interesting story.

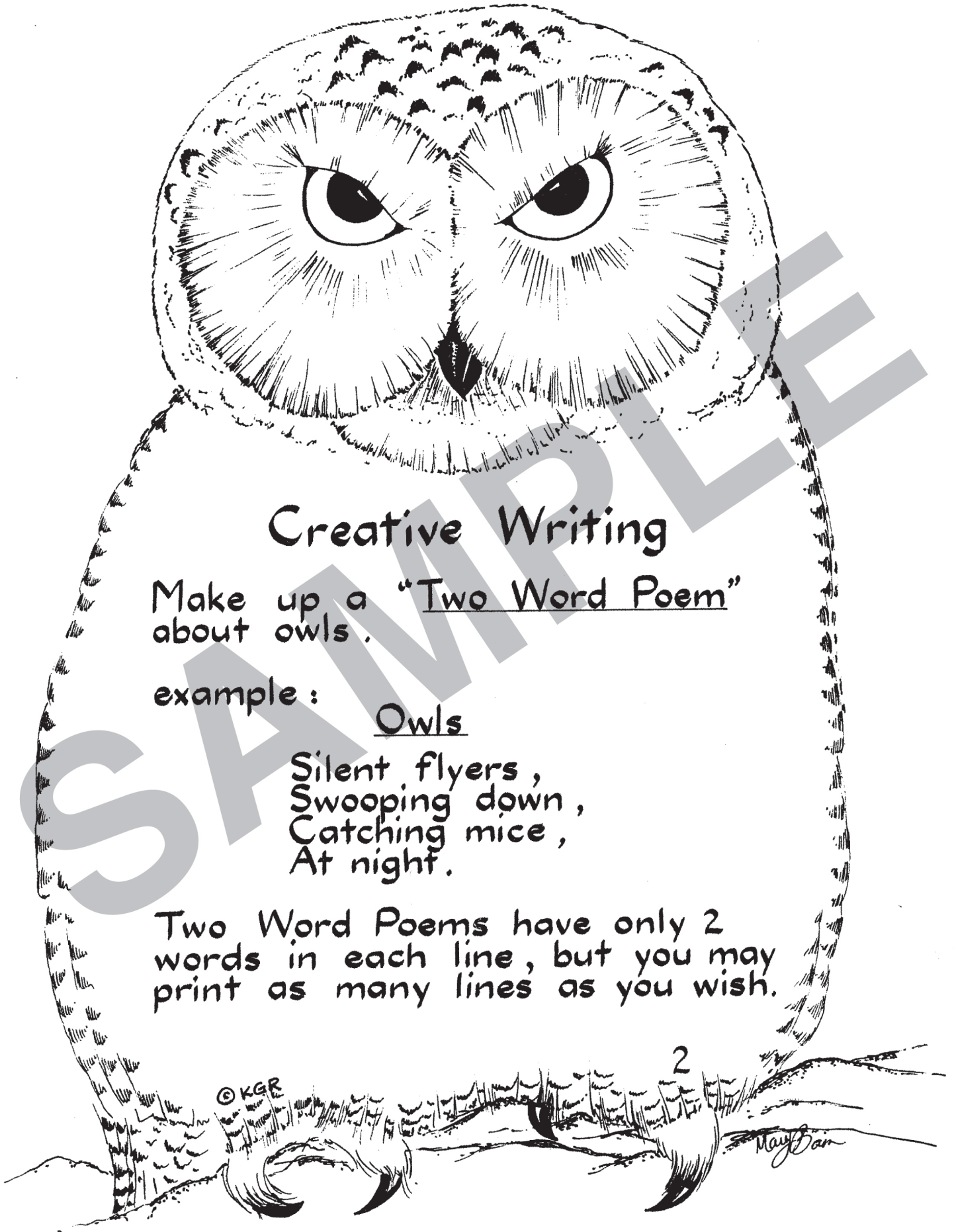
1. The Owl that Couldn't Hoot
2. The Owl who was Afraid of the Dark
3. The Owl with No Beak
4. The Cross-eyed Owl

Draw a picture to go with your story.

© KBR

1

May Dan



Creative Writing

Make up a "Two Word Poem"
about owls.

example :

Owls


Silent flyers,
Swooping down,
Catching mice,
At night.

Two Word Poems have only 2
words in each line, but you may
print as many lines as you wish.

© KGR

2

May Dan



Creative Writing

Make up a limerick about an owl.

Here is the beginning :

There once was an owl
named _____,

Draw a picture to go with
your limerick .

©KGR

3

May Dan