

TURN YOUR CLASSROOM INTO A JUNGLE

- Transform the House Centre into a Safari Hut or Jungle Tree House by placing the class climber in the House Centre. Add a sign (teacher made or collaborative student effort).
- * Decorate with banana leaves, vines, draped cheese cloth (mosquito net). For a really swinging good time, decorate other areas of the room!
- Add large pieces of burlap, sheer cotton, bangles, bones, safari hats for costumes.
- Add plastic fruit, a butterfly net, canteen, musical instruments—drums, shakers, sticks and blocks.
- Supply make-up for face painting.
- Make borders for bulletin boards using cut-out magazine pictures of jungle animals ie. National Geographic, World.
- * Blow up the blackline masters included in the math section onto mural paper using an overhead projector. Cut out and paint. Display anywhere and everywhere. (Ours are approximately 4'x3'. Much to the children's delight, they discovered them on the ceiling!)
- * Make a bristol board size calendar, using any of the animal blackline masters included in the unit. Pattern jungle animals included in the math section.

Jungle Unit Tracking Sheet

Name: _____ Weeks of: _____

LANGUAGE	SCIENCE
Storywriting Centre	•plant a jungle vine
•dictated story	•plant journal
•shape book	•jungle animal project
•class big book	Water Table
•sequence picture story	•sort and classify
Letter Centre	•floatation
•featured letter	Sand Table
•jungle alphabet book	•sort and classify
•Jungle Jumble	
•alphabet necklace	THE ARTS
•Match Game	Cut and Paste
•j	•diorama
•i	•draw/paint animal
Listening Centre	•hippo
•safari sounds	•monkey
•jungle animal riddles	•elephant
•favorite jungle animal	•tiger
Book Corner	•lion
•giraffe spot	•binoculars
	•camera
MATH	Markers and Crayons
•safari train pattern	•template drawings
•safari game	•giraffe
•0, 2, or 4 legs?	•coloring
•number mat	Painting
•categorization	Drama/House
•attribute/pattern	Plasticine
block animals	Puzzles

STORYWRITING ACTIVITIES

- Students will dictate stories to accompany jungle scenes that they have created.
- Provide story shapes for writing stories on.
- Make a class big book using the pattern of a familiar story or poem eg. Alligator Pie by Dennis Lee

_____ pie, _____ pie
 If I don't get some, I think I'm gonna _____
 Give away my _____
 Give away my _____
 But don't give away my _____ pie!"

Each student completes one page independently.


- Sequence pictures of a familiar story, poem, chant, song, etc. Have children dictate the story in their own words.
- Sequence sentence strips of a familiar poem, story, chant, song, etc., eg. Down By The Jungle
- Fill in the blanks of familiar stories, songs, poems, etc.
- Take photographs of a class trip to the Zoo, Safari, etc. Children may dictate or write stories about the pictures.

Name: _____









Practice "I" in each box

I	I	I	I	I	I	I
---	---	---	---	---	---	---

Colour the things that start with the "I" sound on your jungle vine.









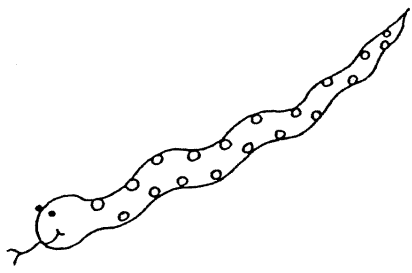
Letter Match

 Z	z	
 L	l	
 G	g	
 T	t	

- Color, cut, and laminate the cards to make them more attractive and so they last longer.
- Put game pieces in ziploc bags or 8 1/2X11 envelopes.

Safari Sounds

the animals you hear on the



SOUNDS

Numeration

- play the Safari Game. Use one die. Each time a child lands on a space with an animal they must go back one space.
- Activity > 0, 2 or 4 legs?
The game board consists of 3 columns. Does the animal have 4 legs? 2 legs? 0 legs? Children will sort pictures of jungle animals and place under the appropriate column.
- Activity cards for number mats (1-10)
eg. 1 snake
5 lions
3 hippos etc.
Children will place the correct number of pictures in the correct number column. Check with a friend or teacher.

Categorization


- Put an assortment of jungle and farm animals in a Ziploc bag or box. Provide 2 sorting mats, one with a jungle background, the other with a farm scene (enclosed in unit). Children can sort animals onto the appropriate mat.

Geometry

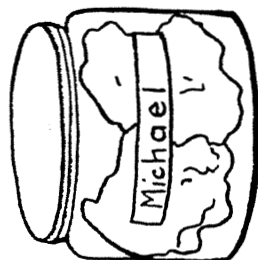
- Children can use attribute or pattern blocks to design a jungle animal. Follow-up questions > How many triangles (circles, squares, etc.) did you use? Did you use more circles than squares? Which shape did you use less of? etc.
- Follow-up activity sheet > Children record their patterns by gluing pre-cut pattern block shapes onto a large piece of black or white paper. They may wish to record their findings, eg. A lion

I used

1. Write your name on masking tape. Put it on the baby food jar.



3. Crumple the paper towels and put them in the baby food jar.




How to plant a

Jungle Vine

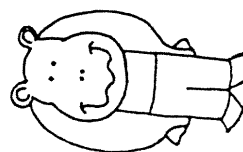


2. Wet 2 paper towels.



SCIENCE

Toilet Paper Roll Hippo



Materials:

- toilet paper roll
- gray construction paper
- scissors
- glue

1. Cover the roll with gray construction paper.
2. Trace and cut out the head, front, and back.
3. Glue the pieces on the toilet paper roll.

ART