

Little Red Riding Hood Table of Contents

Teachers's Notes	1-3
Story and Illustrations	4-9
Reading and Language	
• Dialogue	10-12
• Comparing Versions	13
• Choral Reading (The Legend of Little Red)	14
• Letter to Grandmother	15
• Sentence Completion	16-19
• Spelling	20-21
• Phonics	22
• Puzzles	23
• Printing	24-27
Character Development	28-33
Individualized Activity Cards	34-43
Creative Writing (Shape Booklets)	44-47
Grandmother Booklet	48-52
Research (Wolves)	53-56
Just For Fun	
• Story Wheel	57
• Diorama	58
• Map Making	59
• Finger Puppets	60
• Bingo	61-63
• Maze	64
• Paper Doll Chains	65
• Gameboard	66-67

Once upon a _____ there was a little _____ called Red Riding Hood. One _____ she was going to take some _____ and _____ to her grandmother.


In the woods, she met a big, old _____. The wolf was **hungry**.

The wolf ran to grandmother's house. He **scared** grandmother away. Then he dressed up in grandmother's _____.

The wolf wanted to _____ Red Riding Hood. The **woodsman** found the wolf at grandmother's house and **scared** him away.

Red Riding Hood and Grandmother _____

Meet the Characters



Match the descriptions to each character using the numbers.

<input type="checkbox"/> 3	scared	<input type="checkbox"/> 3	helpful
<input type="checkbox"/> 2	sick in bed	<input type="checkbox"/> 2	working
<input type="checkbox"/> 1	girl	<input type="checkbox"/> 1	happy to see Little Red
<input type="checkbox"/> 3	big teeth	<input type="checkbox"/> 3	big ears
<input type="checkbox"/> 2	tall	<input type="checkbox"/> 2	hungry
<input type="checkbox"/> 1	brave	<input type="checkbox"/> 1	lived in a cottage
<input type="checkbox"/> 3	bad	<input type="checkbox"/> 3	chased the wolf
<input type="checkbox"/> 2	ran for help	<input type="checkbox"/> 2	
<input type="checkbox"/> 1	big eyes	<input type="checkbox"/> 1	
<input type="checkbox"/> 3	tall	<input type="checkbox"/> 3	
<input type="checkbox"/> 2	kind	<input type="checkbox"/> 2	

Where was Red Riding Hood going ?

Draw a map to show :




1. Red Riding Hood's house
2. grandma's house
3. the woods
4. where Red Riding Hood went
5. where the wolf went

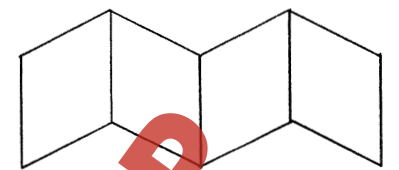
What did Red Riding Hood take in her basket ?

Draw a large basket.

Cut out pictures from magazines to show the things in Red Riding Hood's basket.



Make a comic strip to tell the story of Little Red Riding Hood.



Share your comic strip with a friend.

Draw a large picnic basket.

Fill it with things you would take to your grandmother.

or

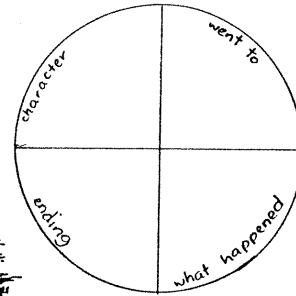
Draw or cut out pictures of foods you like to eat when you are sick.



Make a Story Wheel

Retell the story, "Little Red Riding Hood", in a story wheel.

You will need : 2 circles (one a bit larger than the other)
a brass fastener

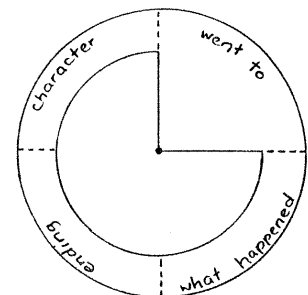


Draw a part of the story.

Print the title.
Draw some pictures.

Little Red Riding Hood

Join the two circles.
Put your story wheel at the reading centre.




Make a Diorama

Work with a partner or in a small group.

You need :

- a shoebox or other box
- scissors , glue , tape , stapler etc.
- construction paper , felt , wallpaper , plasticine , small figures , pipe cleaners , anything that works !

1. Choose a scene from Red Riding Hood.
2. Make the stage.



Is it indoors? Is it outside?

Tell about your diorama .

or

Write a story about your diorama.

Tape your story to the box.

Help Red Riding Hood find the way to Grandma's house.

