

I Love Summer

Teacher Input Suggestions

This unit can be used in September as the children return from their summer vacation, with many experiences to talk about and draw about.

The unit can also be used in May-June as an introduction to summer fun.

Suggestions for Bulletin Boards

September: My Summer
Things We Do in the Summer
Summer Fun

May-June: I Love Summer
Smile! It's Summer
Make Summer Special















Set Up An Interest Centre

- Try to have:
1. the real thing
 2. a model of the real thing
 3. a picture of the real thing
 4. a word card for matching

Set Up a Sand and Water Centre (*use the sandbox outside*)

Materials should be labelled:

- materials for sifting, pouring, measuring
- small and large containers, popsicle sticks, spoons, plastic gardening tools
- things that float/do not float
- small cars, plastic animals, buildings



Pp

popsicle

5.

Underline the words that start like popsicle.



Print 6 words that start with "p".

Handwriting practice lines consisting of three sets of a solid top line, a dashed middle line, and a solid bottom line.

Rhyming Words

9.

Colour the ice cream cones that have 3 rhyming words.



hat bat cat	run sun fan	day play may
bun mud bud	bike hike like	ball call fall
us bus his	net wet pet	ten hen men

Say the name of each picture.
Print the letter that you hear at the end of each word, in the box.

11.

Brainstorming

A Day at the Beach

Draw pictures of 8 things you would take to the beach.
Label your pictures.



