


UNDERCURE-SLANT LETTERS

Uppercase

The letters **B**, **P**, and **R** begin with an undercurve-to-slant motion.

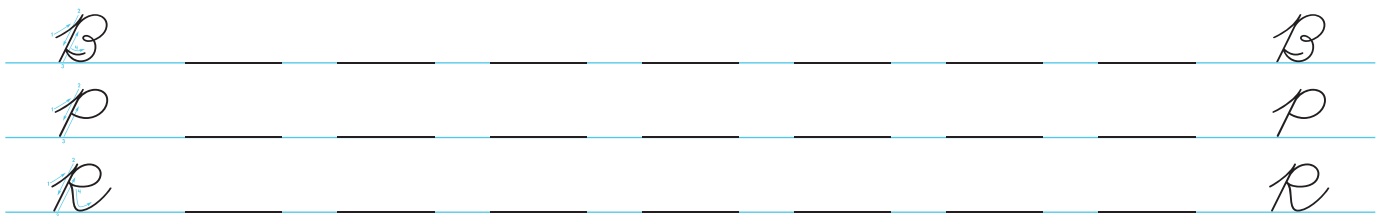
Trace and write each undercurve-to-slant motion.



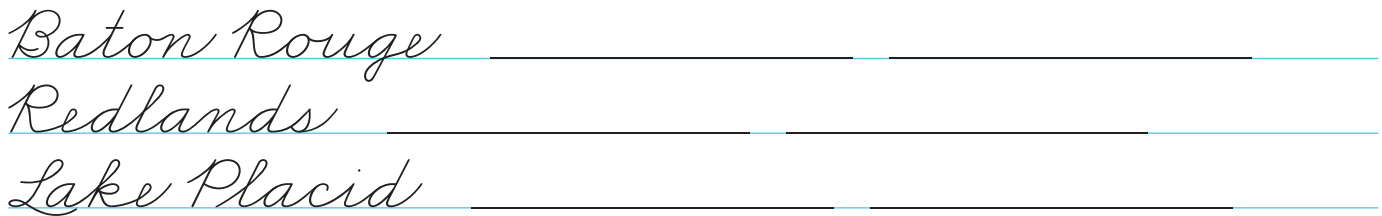
Trace each letter.



Write these letters.



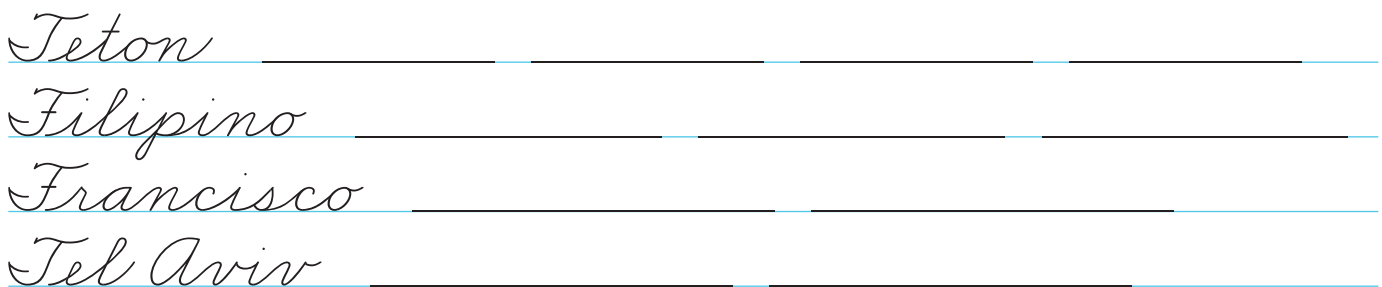
Write these words.



DOUBLECURVE LETTERS



Write these words.



Trace and write these numerals.

1	1			1
2	2			2
3	3			3
4	4			4
5	5			5
6	6			6
7	7			7
8	8			8
9	9			9
10	10			10

Write these problems.

$\begin{array}{r} 17 \\ + 34 \\ \hline 51 \end{array}$	$\begin{array}{r} 93 \\ - 8 \\ \hline 25 \end{array}$	$\begin{array}{r} 27 \\ \times 3 \\ \hline 81 \end{array}$
$\begin{array}{r} 46 \\ \times 25 \\ \hline 230 \\ + 92 \\ \hline 1150 \end{array}$	$\begin{array}{r} 24 \\ 76 \overline{) 1824} \\ \underline{-152} \\ 304 \\ \underline{-304} \\ 0 \end{array}$	$\overline{\hspace{2cm}}$

DOUBLE LETTERS

PRACTICE

Write these letters and words.

ss

miss

toss

tt

matter

otter

uu

vacuum

bookkeeper

balloon

committee

zz

dizzy

fuzz

beekeeper

succeed

raccoon

penniless

Mississippi

coffee

A contraction is a short way to write a word or words. An apostrophe shows where letters are missing.

would not = wouldn't

Write these contractions. Space the letters in the contractions correctly.

does not

doesn't

should not

shouldn't

cannot

can't

have not

haven't

was not

wasn't

could not

couldn't

do not

don't

will not

won't



PRACTICE