
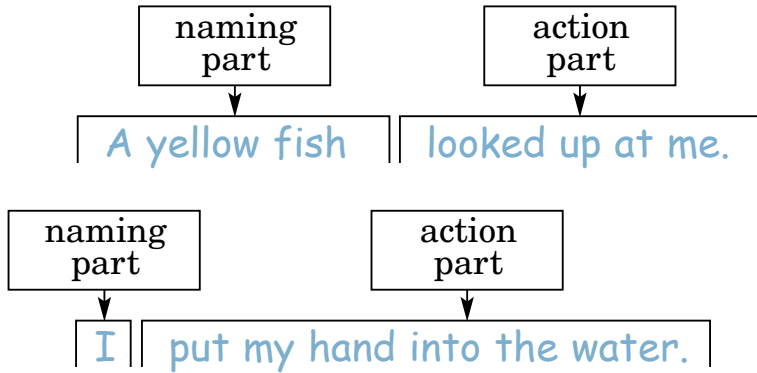


You know that a sentence has two parts:

- One part **names** someone or something.  
It usually comes first in the sentence.
- The other part of a sentence **tells** about the person or thing.  
It is the telling or action part of the sentence.  
It usually comes after the naming part.



Circle the naming part in each sentence.  
Then underline the action part.

1. Our family went fishing at the pond.
2. Lori caught three fish.
3. The boat holds four people.

Read each sentence below.  
Check **yes** if the words are in the right order.  
Check **no** if the words are not in the right order.

- |   | YES                      | NO                       |
|---|--------------------------|--------------------------|
| 4. Julia needs a new fishing pole.                  | <input type="checkbox"/> | <input type="checkbox"/> |
| 5. Took her to the store Dad.                       | <input type="checkbox"/> | <input type="checkbox"/> |
| 6. A woman at the store shows Julia some poles.     | <input type="checkbox"/> | <input type="checkbox"/> |
| 7. She will pick a good strong pole.                | <input type="checkbox"/> | <input type="checkbox"/> |
| 8. Carries her new pole to the car Julia.           | <input type="checkbox"/> | <input type="checkbox"/> |
| 9. There should be two sentences marked <b>No</b> . |                          |                          |

**REMEMBER**

The naming part usually comes first.  
The telling or action part usually comes second.

Write one of them with the words in the right order.

Write your own nouns.

PEOPLE

coach

---

---

---

---

---

---

---

---

---

---

---

---

---

---

---

---

---

---

---

---

---

---

---

---

PLACES

cave

---

---

---

---

---

---

---

---

---

---

---

---

---

---

---

---

---

---

---

---

---

---

---

---

THINGS

football

---

---

---

---

---

---

---

---

---

---

---

---

---

---

---

---

---

---

---

---

---

---


---

---



Write nouns to finish each sentence.

1. My \_\_\_\_\_ took me to the beach.
2. I put on \_\_\_\_\_ so my skin wouldn't burn.
3. I swam in the \_\_\_\_\_.
4. For lunch we ate \_\_\_\_\_ and \_\_\_\_\_.
5. We watched some \_\_\_\_\_ by the dock.
6. I threw pieces of \_\_\_\_\_ to the \_\_\_\_\_.



A sentence has two parts—a naming part and a telling or action part.  
A *verb* is a word that shows action.



Here are some more verbs that show action.

come look get tell do play  
give find ride sing jump read

A verb can also show being.



Here are some more verbs that show being.

is are was were am



Circle the verbs below.



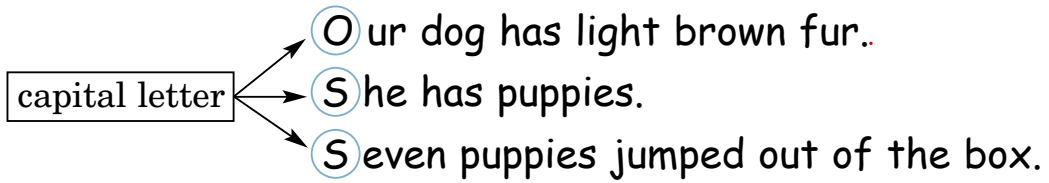
ran	down	are	too	sit	red
dad	fix	ride	stop	wash	again
cut	was	fell	say	am	my
baby	day	act	stand	pretty	game
drop	sleep	hair	leg	blow	hear
is	front	follow	small	walk	were

**CHECK YOUR WORK**

Did you remember to include verbs that show action and those that show being?  
Check your answers in the back of the book.

- Yes Go on to page 20.
- No Go back to the top of the page and check again.

Do you remember? You should always begin a sentence with a capital letter.



Circle the words that could begin a sentence.

- |         |      |
|---------|------|
| Maybe   | we   |
| puppies | The  |
| are     | keep |
| cute    | one  |
| of      | them |
| can     | so   |
| playful | and  |

**REMEMBER**

The first word of a sentence always begins with a capital letter.

Use some of the words to write a sentence.

---



---

Write a sentence of your own about a puppy.

---



---



---

Circle the capital letter in each sentence.

1. Every day you feed the dog.
2. Your brother takes the dog for a walk.
3. Sometimes we sit on the front porch.
4. My dog is friendly to all the neighbors.
5. They bring him bones and toys.

