

One kind of sentence is a *telling* sentence.
It gives information.
A telling sentence ends with a period.

The turtle lives near the river.
It moves very slowly.

Another kind of sentence is an *asking* sentence.
It presents a question.
An asking sentence ends with a question mark.

How long do turtles live?
Can a turtle swim?

A third kind of sentence is a *command*.
It gives an order.
A command ends with a period.

Put the turtle in the water.
Look at its short legs.

REMEMBER

All sentences have two parts.

All sentences begin with a capital letter.



Write **T** if the sentence is a telling sentence.
Write **A** if the sentence is an asking sentence.
Write **C** if the sentence is a command.

- | | |
|--|---|
| 1. How good is your memory? _____ | 6. Look at my new book of riddles. _____ |
| 2. I can remember everything. _____ | 7. Does Carlos like riddles? _____ |
| 3. Close your eyes. _____ | 8. He knows the answer to many riddles. _____ |
| 4. What color is my T-shirt? _____ | 9. Answer this riddle for us. _____ |
| 5. Is this a puzzle or a riddle? _____ | |



CHECK YOUR WORK

Did you remember what a telling sentence does?
Did you remember what an asking sentence does?
Did you remember what a command does?
Check your answers in the back of the book.


- Yes Go on to page 6.
- No Go back to the top of the page and check again.

The verb *be* is a linking verb.
It has special forms:

I am you are he is she is it is
we are you are they are

Write forms of *be* to complete these sentences.

1. You _____ the only one in the neighborhood with a pet rabbit.
2. I _____ lucky enough to have a pet, too.
3. My pet _____ a dog named Patch.
4. My parents _____ proud of Patch.
5. He _____ friendly to everyone.



Circle the correct form of *be* to complete each sentence.

6. What kind of dog (is, am) that?
7. I (be, am) not sure.
8. Its coat (are, is) brown and white.
9. My brother Jim (is, be) an expert on dogs.
10. They (are, am) his favorite animals.
11. You (is, are) lucky.
12. What (is, are) your favorite animal?



REMEMBER
The verb *be* has special forms.

Write a sentence about your favorite animal. Use a form of *be*.

13. _____

CHECK YOUR WORK


Did you remember the special forms of *be*?
Check your answers in the back of the book.

- Yes Go on to page 12.
- No Go back to the top of the page and check again.

Circle the correct noun to complete each sentence.



1. The (artists, artist's) work is beautiful.
2. She is going to draw a (rabbit's, rabbits) head.
3. The (brushes, brush's) tip is very small.
4. The (bench's, benches) height is just right.
5. Everyone likes the (picture's, pictures) colors.



Use these nouns to fill in the missing words in this story.
Circle the ones that are possessive nouns.


nest	bird	birds'	necks	twigs	worms	baby birds'
Alea's	birds	days	bedroom	eggs	beaks	spring

Robins are one of _____ favorite parts of _____. There is an old _____ nest outside her _____ window. She watched as the _____ added more _____ to the nest.

After a few _____, Alea noticed that the mother _____ was sitting in the _____ a lot.


Pretty soon the _____ hatched.

At first she could not see the _____ heads. A day or so later, she could see long _____ and open _____. They loved the _____!



In addition to the state, you can write an *abbreviation* for some of the other words in an address. With those words, remember to write a period at the end.

- | | |
|---------------|-------------------|
| Circle = Cir. | Street = St. |
| Avenue = Ave. | Boulevard = Blvd. |
| Road = Rd. | Lane = Ln. |
| Drive = Dr. | Court = Ct. |



Use an abbreviation in each address below.

Example: 6060 Strawberry Drive 6060 Strawberry Dr.


707 Creek Boulevard _____ 926 Cherry Lane _____

953 Green Street _____ 3516 Moore Avenue _____

1602 Moonlight Circle _____ 2810 Henry Road _____

44 Comic Lane _____ 30 Bucks Boulevard _____

Address this envelope. Put your address at the top left and then your friend's address.



On another sheet of paper, write a letter to a friend.
 Make sure all your grammar is correct.
 Get an envelope and a stamp from a grown-up, address the envelope,
 and mail your letter.