
" More Rockin' Rebuses " for Kindergarten to Grade Two

Here's 6 **all new** rebus stories. Use them as independent or group learning activities.

Photocopy and give each child a book to read and create in.

If your photocopy budget will not allow this, make 1 book for the class. Colour the rebus illustrations and the cover, laminate and bind.

Insert a paper clip on each page.

Independently, or as a group, go through the story.

The children can draw their answers on 14x18 cm paper, widthwise.

Each child can take turns reading the book, adding his or her own illustrations.


Children love to read rebus stories.

The illustrations give them positive identification of words in the story.


The creative activities have been designed to stimulate creative thought and expression.

Have fun with more rockin' rebuses!

This book belongs to _____.



Ingrid and her 100 Hats




"A story written off the top of my head!"



This is Ingrid.



 loves to wear
a  on her head.
 has 100 hats.
 has a big blue
floppy  to wear
on  days.
 has a pink
plastic  to wear
on  days.

"I need a place
to hang all my ,
says .

Where can Ingrid hang
all her hats? Can you
draw a picture for your
answer?

Three weeks went
by.
 went for a
walk along the same
river trail.

 was walking
in the tall  by
the river.

 saw something
yellow in the .

See the squiggle.
You can make a
picture out of the
squiggle.




Use your magic



CREATIVITY




This handprint belongs
to _____.


The  baked 
with the .

"Who will help me
eat my ?" clucked
the .

"I will!" barked
the .

"I will!" oinked
the .

"I will!" honked
the .



This book belongs to _____
date _____