

## UNIT OVERVIEW

The “*School*” unit is a two week unit intended for use during the first few months of Grade One, when children are starting to develop their reading and writing skills. Children write complete sentences, rhyme, put words into alphabetical order, use descriptive words, use context, and use their phonetic knowledge to decode words.

A display of books about school should be set up somewhere in the classroom. The books motivate the children and encourage them to read for enjoyment and for information. Children read these books in their spare time and during silent reading.

### Section One: Lesson Plans

Section One contains two weeks of lesson plans. The lesson plans describe the different teaching strategies for using the activities in each day’s lesson. Each lesson includes a spelling activity, a brainstorming activity, a study of new words, work in the activity book, work in the writing book, and playing the match game.


### Section Two: Student Booklets

Section Two includes two booklets that are ready to be photocopied for student use. The first booklet is the *School Activity Book*. Every topic covered in the activity book includes a paragraph about the topic and a number of language activities related to the paragraph. The second booklet is the *School Writing Book*. The writing book provides space for the children to illustrate each topic and then write a few sentences about the pictures they drew.



### Section Three: Parent Pages

Section Three includes ten parent pages. The children take home a parent page at the end of each day’s lesson. The parent pages are


# SCHOOL ACTIVITY BOOK



Name: \_\_\_\_\_



Bus



Some children ride the bus to school. The bus picks the children up in the morning. The bus takes the children home after school. Children need to sit on the bus when it is moving.

1. Where do boys and girls go on the bus?

\_\_\_\_\_  
\_\_\_\_\_

2. Where does the bus pick up the children in the morning?

\_\_\_\_\_  
\_\_\_\_\_

3. Do you ride the bus to school?

\_\_\_\_\_  
\_\_\_\_\_

## School



\_\_\_\_\_  
\_\_\_\_\_  
\_\_\_\_\_  
\_\_\_\_\_

## WEEK ONE – DAY ONE

Dear Parents: This worksheet reviews the sounds and concepts your child learned at school today. Take five to ten minutes to complete the activities on this page with your child. The activities reinforce today's lessons. Depending on your child's present ability, you may want to do these activities orally or you may want your child to do some or all of the writing. Encourage your child to do as much writing as he/she is able to do on his/her own.

Think of five words that have the 'oo' sound in school. Two examples are 'moon' and 'scoop'.

1. \_\_\_\_\_  
2. \_\_\_\_\_  
3. \_\_\_\_\_  
4. \_\_\_\_\_  
5. \_\_\_\_\_

Put the following words into 'ABC' order:

boy    toy    joy    swirl    girl    twirl

1. \_\_\_\_\_ 1. \_\_\_\_\_  
2. \_\_\_\_\_ 2. \_\_\_\_\_  
3. \_\_\_\_\_ 3. \_\_\_\_\_

Fill in the blanks with the correct word.

write    fun    books    pictures    school

- Boys and girls go to \_\_\_\_\_.
- They learn to read and \_\_\_\_\_.
- Children draw \_\_\_\_\_ at school.
- School is \_\_\_\_\_.
- Children read \_\_\_\_\_ at school.

## GROUP WORD CARDS

school
boy
bus
ride
desk

## SPELLING LISTS

### Week 1 – List A

bus  
fun  
sit  
in  
fan  
hot

### Week 1 – List B

boy  
ride  
book  
noon  
play  
art

### Week 1 – List C

school  
desk  
print  
read  
paper  
draw

### Week 2 – List A

run  
fit  
tin  
man  
us  
red

### Week 2 – List B

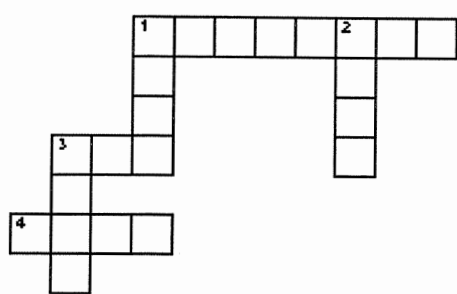
home  
girl  
eat  
game  
back  
hide

### Week 2 – List C

lunch  
recess  
backpack  
many  
glue  
walk

## CROSSWORD PUZZLES

### Week 1 – List B



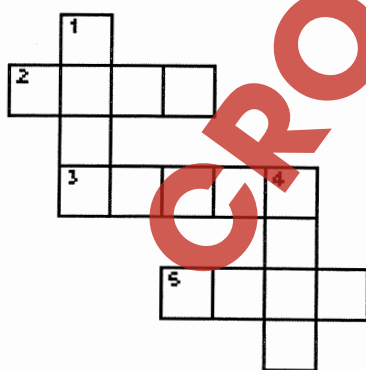
#### Across

- 1 We draw \_\_\_\_\_ at school.  
3 That \_\_\_\_\_ game me a toy.  
4 We eat lunch at \_\_\_\_\_.

#### Down

- 1 Boys and girls \_\_\_\_\_ outside at recess.  
2 I like to \_\_\_\_\_ my bike.  
3 Do you like to read a \_\_\_\_\_?

### Week 2 – List B



#### Across

- 2 We like to play \_\_\_\_\_ and seek.  
3 I like to eat \_\_\_\_\_.  
5 We played a \_\_\_\_\_ outside.

#### Down

- 1 Susan is a \_\_\_\_\_.  
4 We go \_\_\_\_\_ after school.

## UNIT TEST

Name: \_\_\_\_\_

### A. Fill in the blanks with the correct word.

recess backpack school home books

- Boys and girls go to \_\_\_\_\_.
- Children read \_\_\_\_\_ at school.
- Some children wear a \_\_\_\_\_ to school.
- Children go \_\_\_\_\_ after school.
- Boys and girls play outside at \_\_\_\_\_.

### B. Print two words that rhyme beside each word.

- boy \_\_\_\_\_
- girl \_\_\_\_\_
- play \_\_\_\_\_
- book \_\_\_\_\_
- noon \_\_\_\_\_

### C. Print two words that describe each word.

- school \_\_\_\_\_
- desk \_\_\_\_\_
- art \_\_\_\_\_
- recess \_\_\_\_\_
- lunch \_\_\_\_\_

### D. Put the following words into 'ABC' order:

ride draw walk read glue

- \_\_\_\_\_
- \_\_\_\_\_
- \_\_\_\_\_
- \_\_\_\_\_
- \_\_\_\_\_