


☆ Activity Cards ☆

...are for making skill reinforcement activities for your Learning Centres.


Photocopy the patterns onto coloured bond paper. Mount on bristol if desired. Add your finishing touches. Laminate.

Store in an envelope. On the front of the envelope, use a set of the patterns to display the skill.

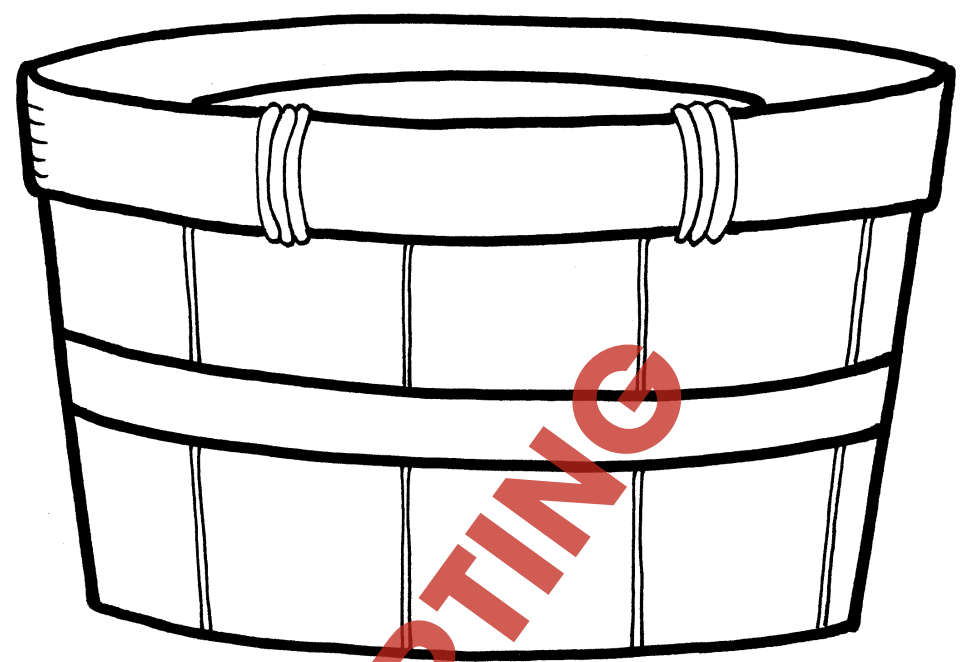



Preschool

Use stickers to make shape matching games or simple visual discrimination games, using commercial stickers. You can also make colour matching games.



Welcome to School



Autumn Leaves and Baskets

Use for sorting colours




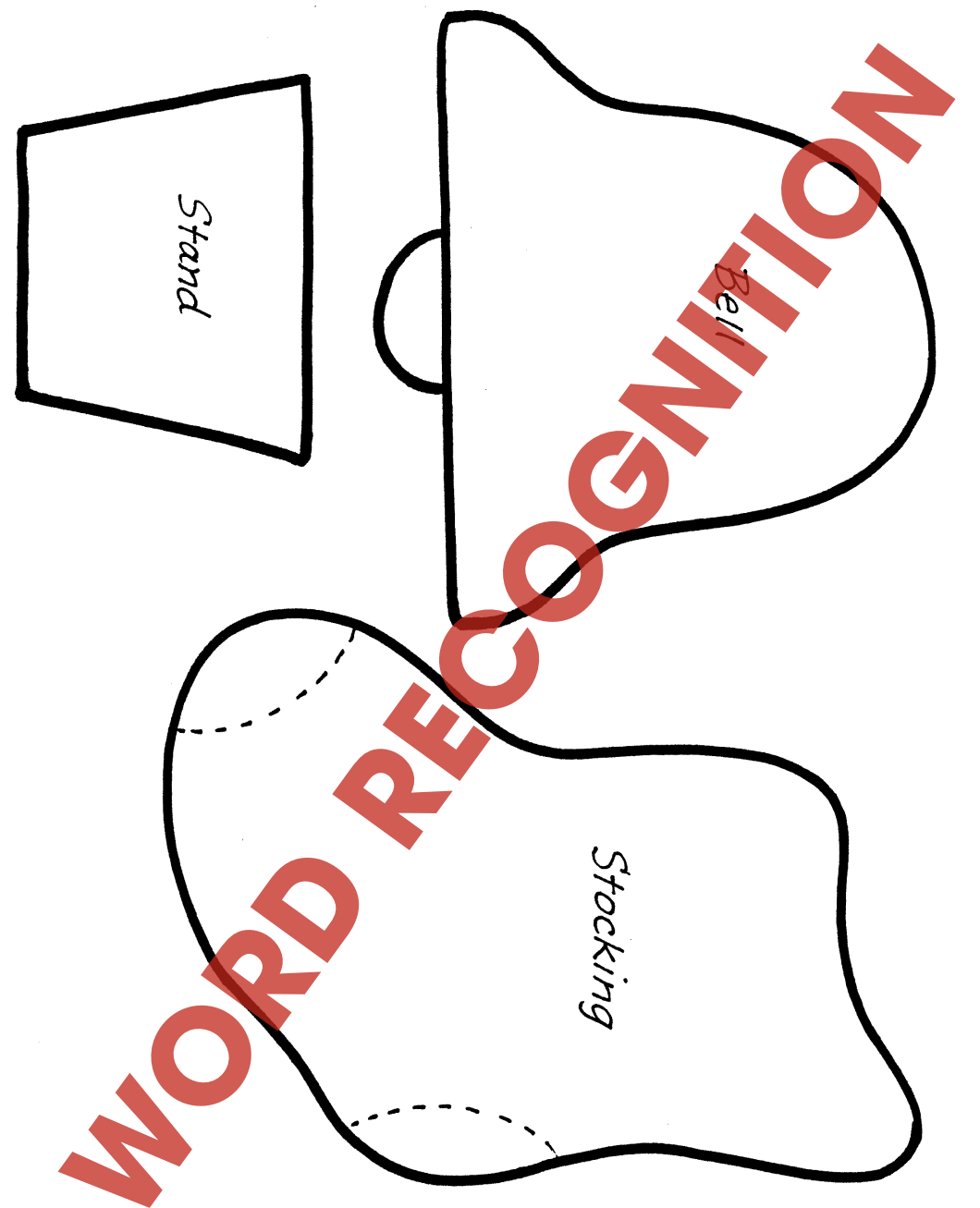

write the colour words
on the baskets and
have coloured leaves to sort

Photocopy 10 bears onto brown construction paper.
Cut out. Write on #'s 1-10. Laminate. Use real
popcorn to count out popcorn sets.




Hallowe'en Pumpkin!
Use as a Task Card, or
for Bookmaking!







Dinos and Bones




Use sticker shapes to make a visual discrimination activity.



Book Marks



Cut out the patterns. Glue onto a cardboard backing. Give one to a friend!



Cut out the patterns. Glue onto a cardboard backing. Give one to a friend!

Photocopy onto coloured bond paper and cut page in half.