


# Nursery Rhymes With a Twist

## ★ Table of Contents

### Hey Diddle Diddle




Big Book

Little Book

Activities

### Hickory Dickory Dock



Big Book

Little Book

Activities

# Hey Diddle Diddle - with a twist

**Big Book:** You'll need 2 sheets of 2-ply, blue bristol, measuring 22x28" (56x71cm) each. Cut into 4 equal parts to make 7 pages (1 left over) each measuring 11x14" (28x35cm).


Colour illustrations, cut out. Trim the text pages. Assemble as shown:



**Little Book:** photocopy and staple as many as you need.



Hey diddle diddle,  
The cat and the fiddle.  
The cow danced,  
Beside the moon.




# Hands On Activities

Use a large envelope or file folder to display and store each game.

Mixed up Nursery Rhymes for

1. Hey Diddle Diddle p. 26
2. Hickory Dickory Dock p. 59

Glue the rhyme on the outside of the file folder or envelope.




Cut out the Nursery Rhyme line strips and mount on bristol.

Store strips in large envelope. If using a file folder, glue a small envelope inside to store strips.

Objective: to put the Nursery Rhyme in the order shown.


## The clock struck five,

Land sakes alive!  
How many strikes,  
Before I'm done?  
Let's go back,  
To number one!



# What Time Is It ?

Start here



When you land on a BONG!, pick up a card!

