

CONTENTS

WORD RECOGNITION SKILLS

LETTER RECOGNITION

- 4-5 Lowercase letters
- 5 Upper- and lowercase letters

PHONICS

- 6-7 Initial consonant sounds
- 7-8 Ending consonant sounds
- 9 Initial and ending consonant sounds
- 9 Medial consonant sounds
- 10-11 Short vowel sounds
- 11-13 Long vowel sounds
- 13-14 Consonant clusters
- 14 Consonant digraphs
- 15 Word endings
- 16 Vowel + **r**
- 16 Vowel **ou**

WORD STRUCTURE

- 17-18 Word families
- 18-19 Compound words
- 19 Contractions
- 20 Possessives
- 20 Plurals
- 21 Word endings **s, ing, ed**

VOCABULARY

- 22 Picture names
- 23 Rhyming words
- 23 Categories
- 24 Synonyms
- 24 Opposites
- 25 Homophones
- 25 Vocabulary puzzle

STUDY SKILLS

- 26 Following directions
- 27 Alphabetical order
- 28 Reading a map
- 29 Reading a table of contents
- 29 Reading a pictograph

COMPREHENSION SKILLS

- 30-31 Matching sentences with pictures
- 32 Sentence completion
- 32 Matching descriptions with pictures
- 33 Sentence meaning
- 33 Drawing conclusions
- 34 Details in a picture
- 34 Sequence
- 35 Drawing conclusions
- 35 Answering riddles
- 36 Story/comprehension
- 36 Cause and effect
- 37 Rebus story/comprehension
- 38 Cloze story
- 38 Decoding a message
- 39 Rebus story/comprehension
- 40-41 Story/comprehension
- 46-47 Cloze story

SILENT AND ORAL READING

- 41-42 Silent reading/comprehension
- 42-43 Oral reading/comprehension
- 43-44 Silent reading/comprehension
- 44-46 Oral reading/comprehension

47-48 ANSWER KEY

49 READING SKILLS CHECKLIST

IRA/NCTE Standards Correlations

for Reading Simplified Grades 1–3



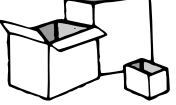









The following standard applies to the entire book:

Standard #3: Students apply a wide range of strategies to comprehend, interpret, evaluate, and appreciate texts. They draw on prior experience, knowledge of word meaning, word identification strategies, and their understanding of textual features (e.g., sound-letter correspondence).






Draw a line to the word that finishes the sentence.

1. _____ is my sister. **a. Karen**
2. _____ bike is blue. **b. Karen's**
-
1. The _____ is funny. **a. clown's**
2. The _____ nose is red. **b. clown**
-
1. My _____ name is Mops. **a. dog's**
2. This _____ is really big. **b. dog**
-
1. The _____ grows corn. **a. farmer**
2. The _____ barn is red. **b. farmer's**


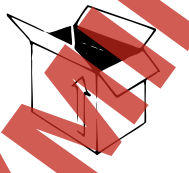

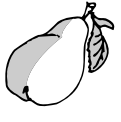

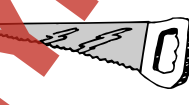

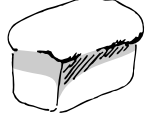








Match the words to the pictures.

bell 	foot 	box 
bells 	feet 	boxes 
mouse 	bus 	child 
mice 	buses 	children 









Circle the rhyming words in each sentence. Match the sentences to the pictures.

1. The bear has a pear. ● **a** ● 
2. Two eggs have legs. ● **b** ● 
3. The mice eat rice. ● **c** ● 
4. The cake is in the lake. ● **d** ● 
5. Clocks are wearing socks. ● **e** ● 

Circle the things that go together in each group.





			
			
			
			

Circle the word that names each picture.

 to two	 flour flower	 meat meet	 tail tale
 ate eight	 blew blue	 be bee	 I eye

Write each picture name in the puzzle. Use the words below.

Across

1. 
2. 
5. 
6. 

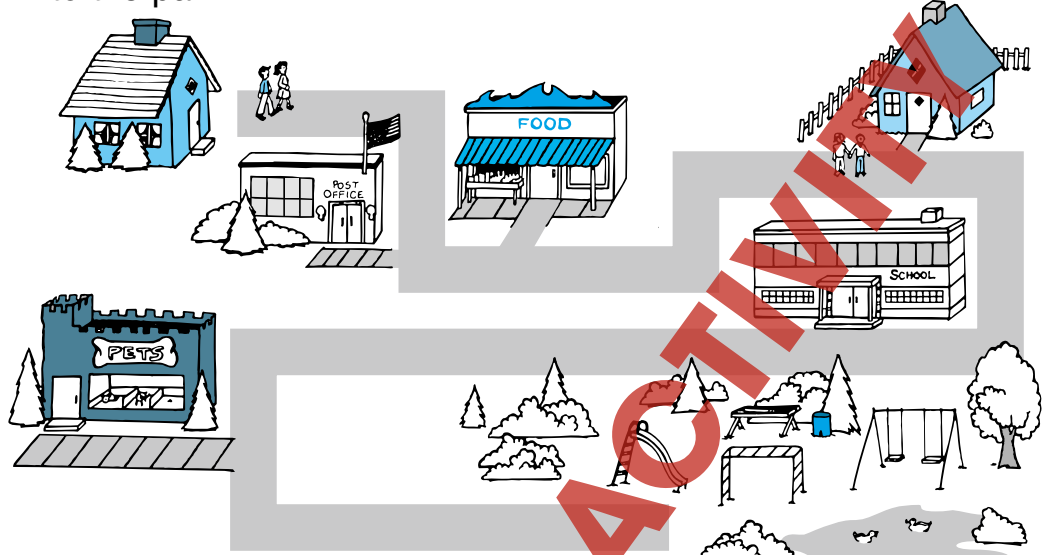
Down

1. 
3. 
4. 

1.				
2.			3.	4.
5.				
			6.	

carrot cloud egg box grass shoe wing

Trace the path that the children will follow to go from their house to the park.



Complete the exercises about the map.

1. Circle the place the children will pass first.
a. School b. Pets c. Post Office
2. Will the children meet some friends on the way?
a. yes b. no
3. Number the places in order.
___ **Food Store** ___ **Pets** ___ **School**
___ **Post Office** ___ **Friends' House** ___ **Park**
4. Circle the things you can do in the park.
a. swing d. feed the ducks
b. slide e. take a bath
c. eat lunch f. climb the bars