

To the Teacher

Developing Reading Power is a unique supplemental series in which high-interest stories are brought together with activities that promote literal and inferential comprehension.

Books 1 and 2 of the series have been developed to begin teaching reading comprehension with the types of activities found in all of the *Developing Reading Power* books. Stories in the four-book series were chosen for high-interest appeal and, where appropriate, readability was measured in Degree of Reading Power (DRP)* units.

It is recommended that the directions for the activities be read to the students throughout Book 1. Keep in mind that the purpose of the activities in Book 1 is readiness for the remainder of the *Developing Reading*

Power series, and the constant interaction between teacher and students while the activities are being completed will alert the teacher to special problems some students may be having.

Book 1 prepares young students for the development of basic reading skills. A variety of activities are used throughout the lessons. Emphasis is placed on comprehension skills, and the cloze technique is introduced in a simplified form.

Book 1 presents a progression of skills that work best when the lessons are completed in sequential order. These skills are necessary in the development of readiness comprehension. The comprehension skills covered in Book 1 are listed below.

Comprehension Skills List

- Recognizing the letters of the alphabet
- Word completion, using models
- Recognizing unknown words through pictures and/or context
- Rhyming words
- How, where, when, who, and what
- Main idea through pictures
- Sequence in pictures
- Matching picture with text
- Answering questions using key words
- Creative reading—reacting personally
- Using the appropriate word in context
- Classifying words and pictures
- Following directions
- Drawing conclusions
- Antonyms


*DRP and Degree of Reading Power are registered trademarks of Touchstone Applied Science Associates (TASA), Inc.

**For
National Standards**
See Page 32

Contents


This Is My Book	3–4	School of Fish	20
Favorite Five	5	Fishing for Letters	21
Missing Parts	6–7	Learning New Words	22
Something's Missing	8–9	Dogs at Play	23
Missing Letters	10	Learning New Words	24
Missing Words	11	Reading About Bees	25
Peter's Box	12–13	Hey, Diddle Diddle!	26–27
Fun with the Airplane	14–15	On the Farm	28
The Twins	16–17	On the Playground	29
What Happened?	18	Action Rhymes	30–31
Finish the Story	19	Answer Key	32

Draw yourself.
 Draw a friend.
 Finish each sentence.



Circle pictures to finish the sentence.

My friend and I like to _____.




Have the children draw themselves in figure 1 and a friend in figure 2. Complete the sentences for the children as they dictate.

Trace the missing part of each letter.



Something's Missing



Draw one missing part.




Draw the two missing parts.



Draw the three missing parts.



Find the missing parts. Draw lines to match.



Missing Words

Write words in the blanks to finish the sentences.
The picture clues will help you.

Use these words.

house park
friend tree box

1. Open the _____



2. Let's play ball in the _____



3. I can climb this _____



4. I play with my _____



5. My family lives in this _____



ISBN: 978-0-22832-117-0

11

©rainbowhorizons.com RH1403


Fun with the Airplane

Listen to the story.


Draw a line to show the path of the airplane.

The first one has been started for you.

Peter and Joe had fun playing with the airplane. First Peter threw the airplane. It flew over the water fountain, under the seesaw, in front of the rosebush, and landed in the flower garden.



Then Joe threw the airplane. It flew over the seesaw, through the swings, and bumped into the pond sign.



ISBN: 978-0-22832-117-0

14

©rainbowhorizons.com RH1403

What Happened?

Number the pictures in order 1, 2, 3.



ISBN: 978-0-22832-117-0

18

©rainbowhorizons.com RH1403

Action Rhymes

Write the missing words.

Use the animal picture words to help you.


Read the rhymes with your teacher.



frog



rabbit



fish



dog



duck



turtle



deer



bird



Jump, _____, jump

As far as you can.
You can't catch me.
I'm a magic jumping man.

Run, _____, run

As fast as you can.
You can't catch me.
I'm a magic running man.



ISBN: 978-0-22832-117-0

30

©rainbowhorizons.com RH1403