


# Earth

Like the making of mountains, your theme study of earth could go on for eons.


This resource package provides you with Learning Centre based activities, designed to introduce your class to the earth as a whole, to the earth's surfaces, to the air we breathe, and to pollution and our responsibility towards cleaning it up.



Special thanks to:  
Mary Lee Villeneuve  
for her contribution  
of ideas.




Earth Task Card # 1



**How do the planets compare in size?**

You will need the game, How Big is Earth? from your Games Centre. Line up the planets from smallest to largest.

See File Folder # 1



The Day the Earth Lost Its Gravity


One morning Joey woke up floating on the ceiling! The furniture was floating, too!

As the radio floated by, Joey turned it on. He heard this radio broadcast:

"Today the earth has lost its gravity. It has been stolen!"

Cut out the story starter and glue it to the top of your Centre Book page. Finish the story in your own words. Who stole the earth's gravity? How will Joey get it back, or does he? It's up to you!

Earth Task Card # 4




Some like it hot!  
Some like it cold!

Some people live at the North Pole where it is cold. Some people live by the equator where it is hot.

Divide a large art paper in half and title each side. (See picture.)

Draw pictures to compare living where it is hot and where it is cold. Draw what a person would wear and what kind of house they would live in.

Some like it hot!	Some like it cold!
-------------------	--------------------



I live where the land is flat. I live where fields of wheat grow. I live on the \_\_\_\_\_

It is hot and dry where I live and it hardly ever rains! I live with the cactuses. I live in the \_\_\_\_\_.

What can the wind do?

The wind can whistle.  
 The wind can howl.  
 The wind can be a gentle breeze on a hot day in July.  
 The wind can blow snow to make a blizzard in December.  
 The wind can flutter the flag in front of your school.  
 The wind can blow the leaves right off the trees.  
 The wind can make a little dust devil on a country road.  
 The wind can make a big tornado whirl across the sky and down to the earth like a funnel.  
 The wind can make me happy.  
 The wind can make me afraid.

Water and Land



Look at all the blue on the globe. We can see that the earth has a lot of water!  
 The graph below, is the earth divided into four parts.  
 Water covers three parts of the earth. Colour the water blue on the graph.  
 Land covers only one part of the earth. Colour the land brown.

File Folder # 15




Colour Key

Land

Water

**Earth Vocabulary**



water land environment  
 ocean sea river stream  
 air tornado globe map  
 atmosphere hurricane continent  
 oxygen land Solar System  
 pollution rocks planet sun  
 smog mountains desert prairie  
 wind forest soil



Hands On

Activity Cards can be used to make a variety of reinforcement activities.

Rocket / Earth from Space


Photocopy as many pictures and rockets as you need. Make activities for



Equations  
 Write the equations on the four large stars



Odd and/or Even numbers



Placement Value



Photocopy pictures onto blue construction paper and rockets onto yellow and highlight with colour. (Do this by preparing master copies of 2 pictures on one page and 5 rockets on one page. Photocopy then cut and paste.

Glue the title card on the outside of the file. Write what skill is involved on the file.