



## Contents

Introduction	3
Think of Canada - Rebus Chant	4
Canada Bookmark	6
What Makes You Think of Canada? - Family Homework	6
Flag Search and Point on a Maple Leaf - Family Homework	8
<u>Ten Provinces, Three Territories, &amp; Wee Bits of Their Stories - Rebus Story</u>	12
Canada Clipart	14
The Canadian Community of the Day - Classroom Map Activity	30
Wear a Maple Leaf - Rebus Chant	33
Wear a Maple Leaf - Class Activity	35
Funny Maple Leaves Match - Centre Activity	37
The Penny Tree - Centre Activity	40
<u>Children in Canada's Communities - Rebus Story</u>	42
Teacher's Notes	60
Story Activities for <u>Children in Canada's Communities</u>	62
<u>Ted Godwin, Canadian Artist</u> by Monique Martin	68
<u>Tartan Art- Art Lesson</u> by Monique Martin	72
Recommended Storybooks and Resources	79

Think of Canada

Fly a  flag  
and think of Canada.

Hug a maple  tree  
and think of Canada.

Pick up a maple  leaf  
and think of Canada.

See a  beaver on a nickel  
and think of Canada.

Wear red and white  
and think of Canada.

Sing "O Canada"  
and think of Canada.

Name \_\_\_\_\_ Date \_\_\_\_\_

**What Makes You Think of Canada?**

We are learning about the symbols of Canada. Read the chant, *Think of Canada*. Can you draw something that reminds you of Canada? Your idea can be one of the symbols we learned about or it can be a thought of your own.



**Wear a Maple Leaf - Class Activity**

Student objectives

Students will celebrate the maple leaf as a symbol of Canada.

Additional materials

- ✓ red bond paper
- ✓ safety pins and tape
- ✓ scissors

How to set up

To make maple leaf badges, photocopy the maple leaf patterns onto the red bond paper. Cut out around the leaf as shown:



Write the names of the students on them if you wish. You can save them for the next year if you leave them plain. Laminate. Attach a safety pin to the back of each one with tape.


How to use

Recite the rebus chant *Wear a Maple Leaf* and hand out the maple leaf badges. Enjoy activities that celebrate Canada. For example, Sing *O Canada*, make pancakes with maple syrup, eat commercial maple leaf-shaped cookies.

Locker name tags

Don't add the safety pins and use the pattern to make locker name tags.

**Funny Maple Leaves Match patterns**



Name \_\_\_\_\_ Date \_\_\_\_\_

### The Penny Tree Problem

Use the penny tree to answer the math problem.

Put 10 pennies on the tree.

Take away 5 pennies.

Add 1 penny.

Take away 4 pennies.

Add 6 pennies.

Take away 8 pennies.

There is \_\_\_\_\_ cents left on the penny tree.

What Canadian symbol is on the penny?

Can you draw some money on the tree?



Name \_\_\_\_\_ Date \_\_\_\_\_

### Canada Search

Would you like to search the map of Canada? Can you find.....

**N** the four provinces or territories that start with N?

1. \_\_\_\_\_
2. \_\_\_\_\_
3. \_\_\_\_\_
4. \_\_\_\_\_

**W** a province or territory that touches the Pacific Ocean?

**↓** one province with Northwest Territories on top of it?

**⚓** the province that is an island?

**★** the province that has Canada's capital city, Ottawa?

**😊** the province or territory that you live in?



### Biography of Ted Godwin

Ted Godwin was born August 13, 1933, in Calgary, Alberta. He studied art at the Southern Alberta Institute of Technology and Art and attended a number of Emma Lake Artists' Workshops, rising to national prominence with the 1961 National Gallery exhibition "Five Painters from Regina." In 1964, Godwin quit his job as a neon designer. He joined the faculty at the School of Art at the University of Saskatchewan - Regina Campus and remained there until ill health forced him to give up teaching in 1985. Throughout his years as professor, Godwin maintained an active professional career, exhibiting regularly in regional and national exhibitions. Ted Godwin was the first Canadian artist to appear in the Canadian edition of *Time* magazine.

"The *Tartans* are Godwin's most provocative and accomplished works." (p. 59 *Ted Godwin, The Tartan Years 1967-1976*, Ann Davis) While doing some colour tests, Godwin liked the effect of the lines crossing each other, especially those of complementary colours.

"In the geometric interweaving of vertical and horizontal bands of translucent colour - representing relationship between the human being and the world- the *Tartan* series of paintings are in the grand tradition of modernism, sharing in lineage of Mondrian and Newman." (p. 39, *Ted Godwin, the Tartan Years 1967-1976*, Andrew Oko)

Ted Godwin's *Tartans* are sometimes focused on people. *Last Tartan for Will* was created in memoriam for the British artist Will Townsend, a great friend of Ted Godwin's who died unexpectedly at Banff when both he and Ted Godwin were teaching there.

Name \_\_\_\_\_ Date \_\_\_\_\_

### "Tartan" Ted Godwin, Canadian Artist

Ted Godwin is a Canadian artist who lives in Calgary, Alberta. Today, he is known mostly as a landscape painter. He likes to paint pictures of nature.



Can you draw a small landscape picture for Ted Godwin to make into a painting?



Why do you think Ted Godwin wanted to paint tartans?

\_\_\_\_\_



Ted Godwin likes fly fishing and goes to paint where the fishing is good. Where would you like to go to paint a landscape picture?



Do you like Ted Godwin's art? Would you like to go to an art gallery and see his originals? Why or why not?

\_\_\_\_\_