

GOVERNMENT, ELECTIONS AND OTHER SUCH STUFF

UNIT OVERVIEW

This unit takes the mundane and makes it marvellous. In three weeks, students learn more about government in Canada than the average parent picks up in a lifetime. An information-based section, with related assignments, builds a foundation of student knowledge. This is followed by optional lessons which add flexibility to the unit. Finally, the unit is completed with a trio of major projects - Election Campaign Manager, Test For Parents and Prime Minister Report. With this unit, teachers and students are guaranteed to find a “chicken in every pot”!

PART I - JUST THE FACTS

Part I is a structured, knowledge-based section focusing on important concepts pertaining to government in Canada. Students write down a series of overhead notes and complete related assignments designed to help the information sink in. Lesson topics and activities are:

- 1) What Is Government? / Duties Of Government - Government Wordsearch
- 2) Systems Of Government - Electing A Class President
- 3) Federal Government / Governor General - Letter Writing
- 4) Senate - Pictograms
- 5) House Of Commons Part I - Get The Picture (Colouring Activity)
- 6) House Of Commons Part II - Model Parliament
- 7) Supreme Court / Civil Service - The Campaign Trail (Boardgame)
- 8) Constitution - Classroom Constitution
- 9) Provincial Governments - Conducting A Poll
- 10) Electing A Government - Crossword Review

PART II - OPTIONAL LESSONS

Optional activities help to build a degree of flexibility into the unit. Optional assignments can be added as separate activities, used to compliment other topics or given as enrichment. These include:

- 1) Citizenship
- 2) Minority / Majority Governments
- 3) Current Events (Quiz)
- 4) Prime Time (Enrichment)
- 5) Who Is The Prime Minister? (Logic Puzzle)
- 6) Political Cartoons
- 7) Literature To Be Read Aloud
- 8) Politician In The Class
- 9) Government Of Canada Website
- 10) Sample Exam



PART III - MAJOR PROJECTS

- 1) Test For Parents
- 2) Election Campaign Manager
- 3) Prime Minister Report

GOVERNMENT PICTOGRAMS

Name: _____

-
-
- Hint: a type of skirt
-
-

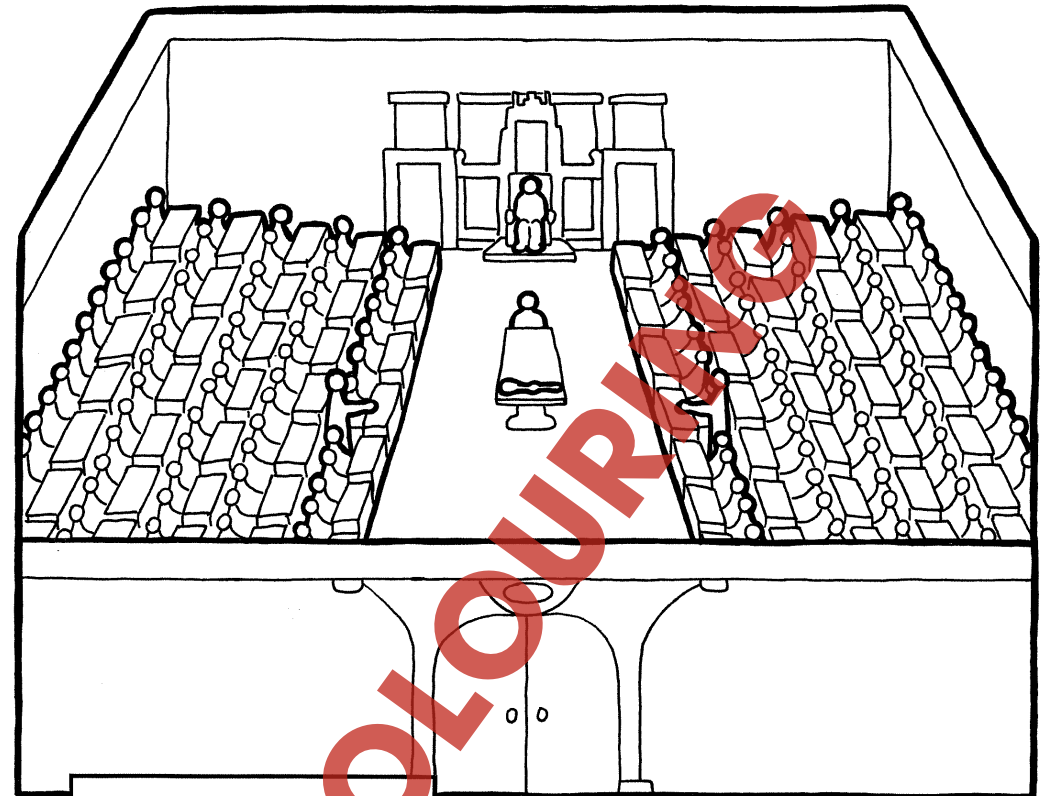
ISBN: 978-1-55319-071-4

10

©rainbowhorizons.com RHPA92


THE HOUSE OF COMMONS - Get The Picture

Name: _____



KEY

- Governing Party
- Opposition Parties
- Sergeant at Arms
- Speaker of the House
- Mace
- Cabinet
- Shadow Cabinet
- Prime Minister
- Leader Of the Opposition



ISBN: 978-1-55319-071-4

13

©rainbowhorizons.com RHPA92

POLLING

Name: _____

Instructions: You are a pollster working for Galloping Polls Inc.

TOPIC OF THE SURVEY: _____



STEP 1 - TALLY TIME

Use the tally method to keep track of your results.

CHOICES	TALLY
1.	
2.	
3.	
4.	
5.	
6.	

STEP 2 - GRAPHING

Show your results on a bar graph. (Colour each bar a different colour.)




ISBN: 978-1-55319-071-4

23

©rainbowhorizons.com RHPA92

GOVERNMENT CROSSWORD

Name: _____



Across

- The leader of the Provincial Government.
- The "Upper House".
- What people do in an election.
- A set of rules which describe how the country should be governed.
- Where the Parliament Buildings are.
- A riding, constituency or what you are sitting in, might be called this.
- Short for Prime Minister.
- Member of the Legislative Assembly.
- Member of Parliament.
- Charter of _____ and Freedoms.
- Supreme _____.
- After a bill has been passed by the House of Commons and Senate, it becomes this.

Down

- A type of government where a queen or king is the ruler.
- A survey or what fire fighters slide down.
- Half of the votes plus one.
- Where democracy was born and where the first chickens were fried.
- Do you like this unit on government?
- _____ Minister.
- Controls who talks in the House of Commons.
- A piece of paper which is marked with an "X" in an election.
- The Liberals are an example of a political _____.
- A ceremonial war club in the House of Commons.
- A famous republic down south.

ISBN: 978-1-55319-071-4

25

©rainbowhorizons.com RHPA92



PRIME TIME

Name: _____

Instructions: Try to find the answers to as many of these difficult questions as possible.

- 1) Who was Canada's first Prime Minister? _____
- 2) What famous prize did Lester Pearson win in 1957? _____
- 3) Who was the first woman to become Prime Minister? _____
- 4) In 1916, what disaster occurred at the House of Commons? _____
- 5) Who was Canada's Prime Minister during World War II? _____
- 6) This Prime Minister from Saskatchewan is responsible for the Charter Of Rights And Freedoms. _____
- 7) This Prime Minister was the first from Quebec. (His likeness can also be found on a five dollar bill.) _____
- 8) For a time in the early 1970's, this Prime Minister was so popular he had his own "mania". _____
- 9) This person was P.M. during most World War I (1914-1918). _____
- 10) This Prime Minister was only in office for 79 days. _____
- 11) This recent Prime Minister was known to have a large chin. _____
- 12) This former P.M. is now the leader of the Conservative Party. _____
- 13) This person was P. M. during the Great Depression of the thirties. _____
- 14) This P.M. followed John A. _____
- 15) This P.M. invented "Tupperware" _____ (just joking!)

Bonus: What constituency (riding) was represented by three Prime Ministers - John Diefenbaker, Mackenzie King and Wilfred Laurier? _____

WHO IS THE PRIME MINISTER?


Name: _____

Instructions: There are four people named Betty, Barney, Wilma and Fred. They each work in the government with their jobs being Governor General, Minister of Finance, Premier and Prime Minister. Each person is from a different city - Edmonton, Ottawa, Toronto and Halifax.

Your job is to find out where each person lives and determine who is the Prime Minister. To use the chart below, put an **X** in a space that is **not true** and a **checkmark** or **star** in a space that is **true**.

Clues

1. Wilma is not the Governor General.
2. Fred is not from Ottawa.
3. Betty does not get along with the Governor General.
4. Barney is not the Premier of any province.
5. Barney is from Ontario.
6. The Minister of Finance and Fred often go golfing together.
7. Betty has never been to the Maritimes.
8. Wilma has never been to Canada's largest city.
9. Betty was not elected in a provincial election.
10. Barney was not elected to his position.
11. The women are not from Ottawa.
12. Fred is from a city by the ocean.
13. The Premier is from Alberta.



	Betty	Barney	Wilma	Fred
Edmonton				
Ottawa				
Halifax				
Toronto				
Prime Minister				
Premier				
Finance Minister				
Governor General				


When you have solved the puzzle, draw the four people on the back of the page.

MAJOR PROJECT #2 - ELECTION CAMPAIGN MANAGER

In this second major project (which I would highly recommend), students take the role of an Election Campaign Manager. Students invent their own candidate, political party and election platform. They do all the things necessary to help get their imaginary candidate elected in a Provincial or Federal election. Advertisements (newspaper, T.V., radio) are prepared as well as an election flyer and a campaign itinerary (schedule). A one minute speech suitable for their candidate to use at a public meeting is then written. Everyone must complete the first four activities listed below but can choose from the others to add up to 100 marks.

List of Projects

- 1) Candidate Name (5 marks)
- 2) Invent A Political Party (5 marks)
- 3) Candidate Bio (5 marks)
- 4) Election Platform (5 marks)
- 5) Election Flyer (20 marks)
- 6) Campaign Itinerary (20 marks)
- 7) Newspaper Advertisement (20 marks)
- 8) Radio Advertisement (20 marks)
- 9) T.V. Advertisement (20 marks)
- 10) Candidate's Speech (20 marks)
- 11) Election Poster or Lawn Sign (10 marks)
- 12) Campaign Button And Slogan (10 marks)
- 13) Letter To The Newspaper (20 marks)



SYSTEMS OF GOVERNMENT

Anarchy

When no government exists at all, it is called anarchy. For example, a playground full of kids without teachers or parents to supervise would be like anarchy.

Monarchy

A monarchy is when the people are ruled by a king or queen (monarch). Power is handed down by right of birth and stays in the family. (When the king dies, his oldest son becomes king. If there are no sons, the oldest daughter becomes queen.) The monarch's word is law, holding the power of life and death. Long ago, there were many monarchies including England, France, Russia and Germany who all had kings or queens. Today, there are only a few countries in the world ruled by monarchs.



Factfile: In North America, before the Europeans arrived, many Indian tribes used a system of government headed by a person called a chief. The chief and leaders of the tribe would meet to discuss problems, where the advice of elders could be heard. Often, chiefs were chosen by who his parents were and partly by how brave and effective a leader he was.



GOVERNMENT WORDSEARCH

Name: _____

D O P P O S I T I O N K Y R L
 I C I V I L S E R V I C E A N
 C S G O V E R N M E N T R L R
 T E L E C T I O N E S E A R K
 A N A R C H Y K U I N R Y H T
 T A B A L L O T N E E G X M Q
 O T Y V C J I I G D R S Y M F
 R E G P H T M R E P U B L I C
 S H O U S E O F C O M M O N S
 H L G N M N D E M O C R A C Y
 I U O I R P A R L I A M E N T
 P C R E P R O V I N C I A L G
 J P V S U P R E M E C O U R T
 C O N S T I T U T I O N L O Z
 G M U N I C I P A L U I C U S

- | | | | |
|---------------|--------------|------------------|----------------|
| Anarchy | Democracy | Governor General | Prime Minister |
| Ballot | Dictatorship | House Of Commons | Provincial |
| Civil Service | Election | Municipal | Republic |
| Constituency | Federal | Opposition | Senate |
| Constitution | Government | Parliament | Supreme Court |

UNIT #1 - WHAT IS GOVERNMENT? / DUTIES OF GOVERNMENT

Unit Objectives and Activities

This lesson is designed to introduce students to the unit. It provides students with an understanding of government, its duties and why we have government.

Students copy notes from an overhead projector on the headings, "What Is Government?" and the "Duties Of Government".

Students complete an introductory activity, "Government Wordsearch".

Recommended Teaching Strategies

Begin the unit by asking students to imagine what the world would be like if there were no laws, no police, and no governments.

After a brief classroom discussion, try to communicate to students that when people started living together in larger and larger groups, rules (laws) were needed to help keep order. This was the beginning of government.

Commence with the first two pages of student notes which are designed to be copied onto overhead transparencies.

After the notes are done, students complete the wordsearch.

ANSWER KEY

Answer