

MEDIEVAL TIMES

UNIT OVERVIEW

“Serfs up”! Medieval Times - everything from knights and castles to Crusades and feudal feasts. Students will delight as they examine the many aspects of the Middle Ages including significant events, the roles of the people, and the different cultures. “**Part I - Core Teaching Lessons**” provides an information base for the unit, utilizing student overhead notes and related assignments to build a foundation of student knowledge. “**Part II - Student Notes**” contains detailed information that compliments the core lessons and is suitable for handout or overhead projector. “**Part III - Optional Lessons**” gives the teacher a variety of enrichment activities to build a degree of flexibility into the unit.

PART I - CORE TEACHING LESSONS

This is a structured, knowledge-based section. Activities relating to each of the core lesson subjects are then completed. Lesson topics are as follows:

- 1) **Unit Introduction - When Were Medieval Times?**
- 2) **Feudalism - Take Me To Your Leader!**
- 3) **People Of Medieval Times - Yes, Your Lordship!**
- 4) **Coat Of Arms - On Guard!**
- 5) **Medieval Buildings - I’m The King Of The Castle!**
- 6) **Crusades - A Marching We Will Go!**
- 7) **Magna Carta - He Can’t Do That!**
- 8) **Community Comparison - Medieval Times, Modern Day**


PART II - STUDENT NOTES

Students write down a series of notes that can be given as overheads, written on the chalkboard, or as photocopied handouts. These notes contain information pages described in the core lessons.

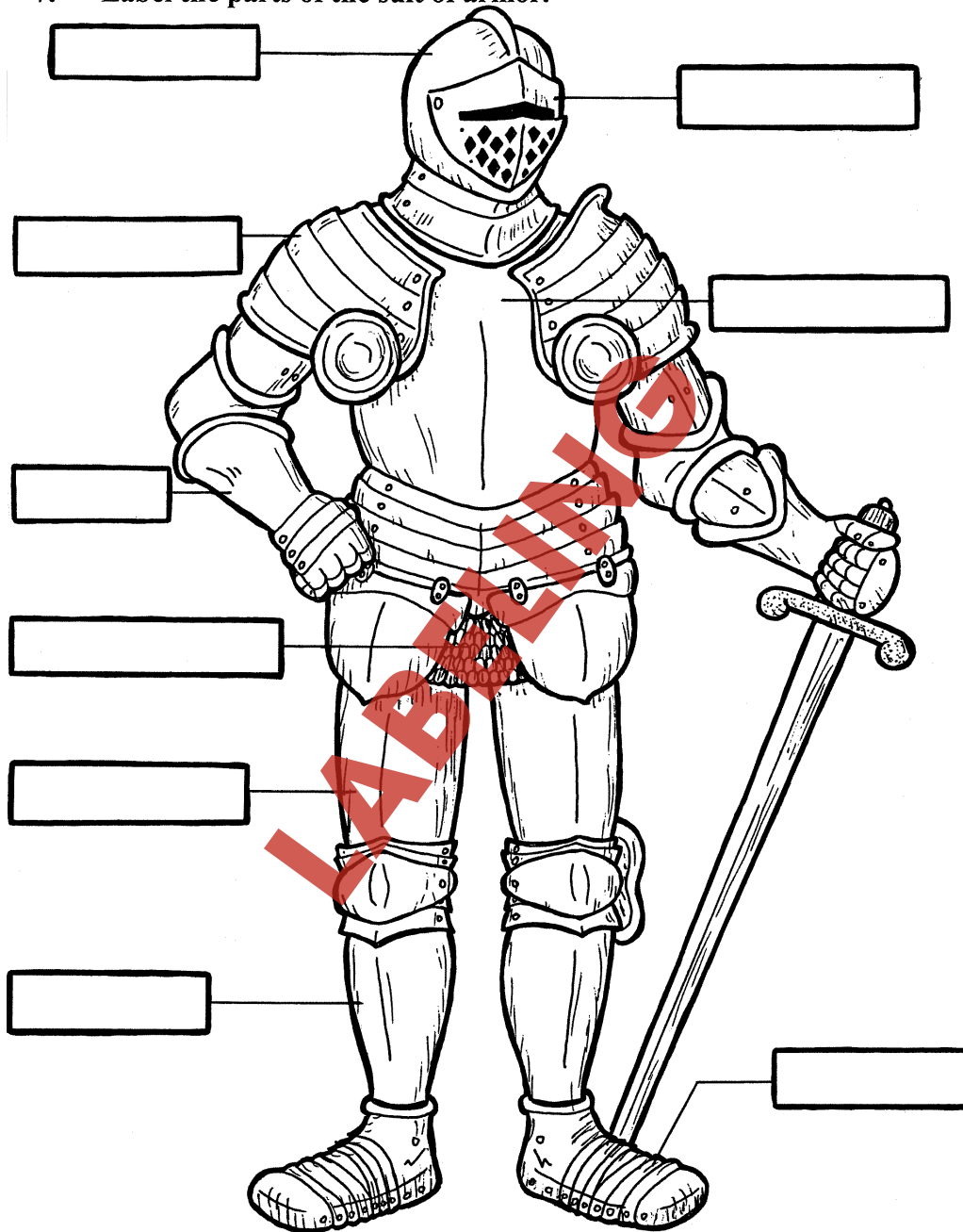
PART III - OPTIONAL LESSONS

These optional assignments can be added as separate activities, used to compliment other topics or given as enrichment. These lessons include:

- | | |
|---------------------------|--------------------|
| 1) Novel Studies | 4) Art Activities |
| 2) Internet Sites | 5) Pen Pal Program |
| 3) Bulletin Board Display | 6) Medieval Feast |



7. Label the parts of the suit of armor.



LESSON #5 - I'M THE KING OF THE CASTLE!

Student Objectives and Activities

- Students will describe some design and construction methods of a medieval castle.
- Students will construct their own medieval castle.

Suggested Teaching Strategies

- Begin by gathering as many medieval resource books as possible. This could include encyclopedias, picture books, etc. Have students skim through the books to find pictures of castles and other medieval buildings. Using the pictures they find, brainstorm the common characteristics of these buildings. Record these characteristics on the board or on chart paper. The list might look something like this:

Characteristics of Medieval Buildings

- castles had moats
 - built on hills
 - towers
 - made of stone
 - high walls
 - drawbridges
 - iron gates (portcullis)
- Read and discuss the student notes. Look for pictures in the resource books to support the information in the notes.
 - Have students use the information from the notes and the instruction sheet to construct a model of a castle.
 - Teachers may want students to work with partners or in small groups for this project.
 - Encourage students to plan and design their castle on paper before they start building it.



THE MAGNA CARTA - QUESTIONS



Name: _____

1. What was the Magna Carta?

2. Who were the key participants in the signing of the Magna Carta?

3. Why was the Magna Carta important?

MEDIEVAL TIMES / MODERN DAY - A COMPARISON

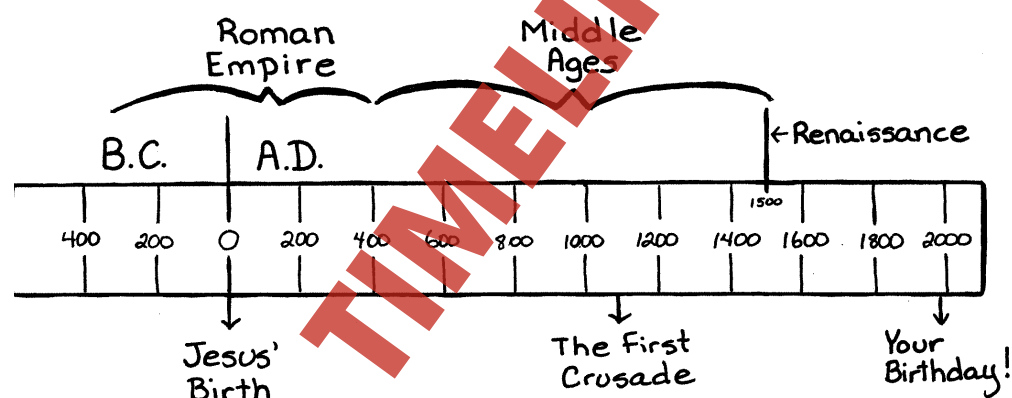
Name: _____

<u>COMPARE</u>	<u>MEDIEVAL COMMUNITY</u>	<u>MY COMMUNITY</u>
<u>HOUSING</u>		
<u>SOCIAL STRUCTURE</u>		
<u>RECREATION</u>		
<u>CLIMATE</u>		
<u>LAND USE</u>		
<u>FOOD</u>		
<u>CLOTHING</u>		
<u>GOVERNMENT</u>		
<u>RELIGION</u>		

MEDIEVAL TIMES - WHEN WERE THEY?

Medieval Times, also known as the Middle Ages, is the name given to the period in Western Europe from about 400 A.D. to about 1500 A.D. This period began after the fall of the Roman Empire and ended just before the Renaissance period.

The term "Medieval" is Latin for "middle age", so historians refer to this period as the Middle Ages because it took place between ancient times and modern times.



Factfile: In Medieval Times (the Middle Ages), an average person lived only 40 years. This compares with today's average life expectancy of about 80 years.

The barons became lords of their manors. They didn't own the manor but they ruled the people who lived and worked there. But they too had the same problem as the king. Their land was too large to govern properly so they divided up the land, giving portions to their underlings, usually a knight. The knight, in return, had to serve and support his lord *and* the king.



Approximately 90% of the people in the Middle Ages were considered to be peasants or serfs. Peasants didn't rule over anyone and they had almost no rights at all. Some peasants were considered *free* peasants. The free peasants worked in their own independent businesses as carpenters, bakers, blacksmiths, etc. They paid the lord a type of rent for using their small piece of land. The others, unfree peasants, lived on the land without paying any money but they worked for the lord, earning their keep.

This strict structure of government consisting of kings, barons, knights, and peasants was called feudalism.



PART III - OPTIONAL LESSONS

Optional Lesson #1 - Novel Studies

Novels such as *Robin Hood Of Sherwood Forest* by Ann McGovern, *Adam Of The Road* by Elizabeth Jane Gray, and *The Door In The Wall* by Marguerite Do Angeli could be used for alternate novel studies in Language Arts or even just to read aloud.

Optional Lesson #2 - Internet Sites

Students may wish to access some of the following sites to obtain more information on Medieval Times:

Castles for Kids

<http://www.castlesontheinternet.com>

Medieval Recipes

<http://www.homeusers.prestel.co.uk/witchwood/receipt/historical/medieval/index.html>

Music of the Middle Ages

<http://chiron.latrobe.edu.au/www/artmedia/earlymusic/Music.html>

Castle Builder

http://score.rims.k12.ca.us/activity/castle_builder

KinderCastles

<http://www.iup.edu/~njvost/Castles/KINDERCASLES.HTML>

Medieval Life: Squires, Maidens, & Peasants

<http://www.yale.edu/ynhti/curriculum/units/1986/3/86.03.03.x.html>

Cathedrals, Pyramids, and Mosques

<http://www.yale.edu/ynhti/curriculum/guides/1992/3/92.03.04.x.html>

Medieval Age Study

<http://www.discoverlearning.com/classroom/daybook/> (The lesson is #365.)

Of Monks & Minstrels: Music of the Medieval Age

http://www.coreknowledge.org/CKproto2/resrcs/lessons/AM_98_OfMonks_4.pdf

Middle Ages Theme Unit

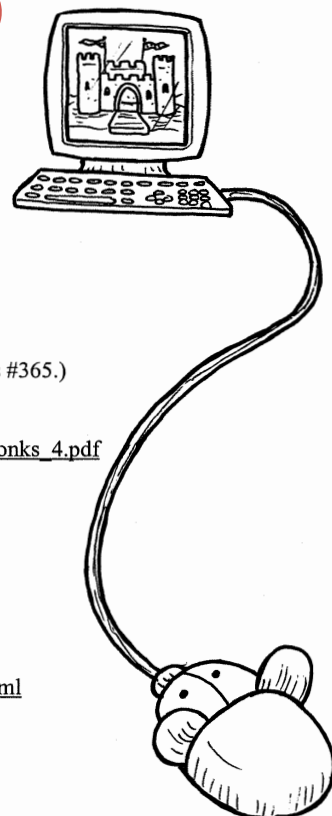
<http://www.libsci.se.edu/miller/Midage.htm>

The Medieval Knight

<http://library.thinkquest.org/10949/fief/medknight.html>

Basic Heraldry

<http://freepages.genealogy.rootsweb.com/~jkmacmul/heraldry/index.html>



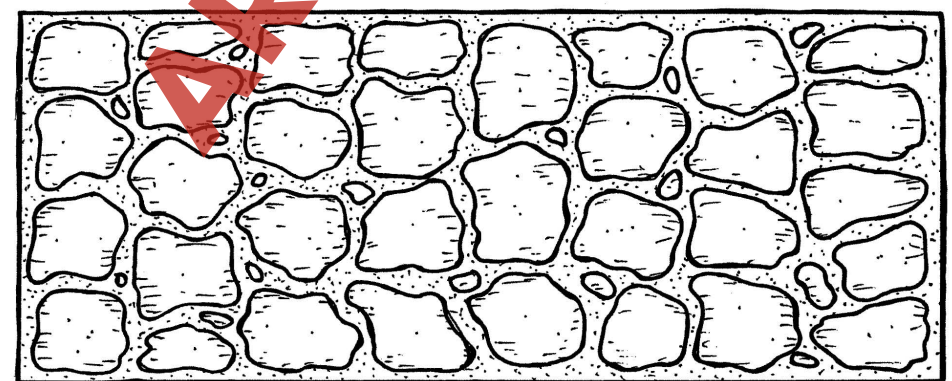
Optional Lesson #4 - Art Activities

Art activities associated with Medieval Times will enhance this unit also. See below for two ideas:

- a) Pictures or designs were often used to decorate written documents of the Middle Ages. These pictures or designs were called illuminations. Six basic forms of illuminations were used. They were animals, branches with leaves or berries, scrollwork, braids, ornamental letters, and geometric designs. Give each student a piece of 8 1/2" by 11" white paper. Instruct them to draw an outline of the first initial of their last name in a large block letter. Have them use a black marker to outline the letter. Students then use fine-tipped markers or pencil crayons to draw a design inside and outside the block letter. They must use some of the six designs mentioned above.



- b) Cobblestone was used to pave the streets of medieval towns and villages. Smooth, rounded stones were laid carefully in the dirt streets. Give each student a piece of gray or brown construction paper. Have them use crayons or pencil crayons to create a cobblestone pattern on the paper. Use the completed cobblestone pictures to make a path or street on a bulletin board or around the classroom.





MEDIEVAL TIMES

Name: _____

D M G B Y C H T Y U C S B T L
 R Y A M E R L O N C R F O B E
 A G U G V U M O A T E T M Y D
 W O N G N S R L K I N G L K E
 B M T Z Y A A L F A E I X L Z
 R J L L B D C A S T L E U Z O
 I M E D I E V A L O R D G R L
 D E T G E S E A R I Q H O V V
 G O H D X P D W U T Y N B P T
 E L K J G U I Q H L A N I F Z
 T D E N E A S G Q M X W V S T
 S E R F T K I A N K P H C D Y
 E Q Y S U N H C O K R P H G A
 K G A B K S P B D B W Y Z W B
 L M A K Z W E W K W E T U Q P

ANSWER


Find the following words:

baron
 castle
 crenel
 crusade
 drawbridge

feudal
 fief
 gauntlet
 king
 knight

lord
 Magna Carta
 manor
 medieval
 merlon

moat
 peasant
 serf
 squire



CON #1 - WHEN WERE MEDIEVAL TIMES?

Unit Objectives and Activities

Students will be introduced to the unit and will become familiar with the necessary vocabulary.

Using a timeline, the student notes will explain when this period in history took place.

Students complete an introductory activity, "Medieval Times Wordsearch".

Recommended Teaching Strategies

Begin by introducing the students to the term, "Medieval Times". Ask the students to brainstorm what this term refers to. Explain that Medieval Times refers to a period of history that took place in Western Europe. On the board or on chart paper, draw a horizontal line that represents a timeline. In the middle of the line, draw a vertical line and label it as the birth of Christ. Take time to explain to students the terms B.C. (Before Christ) and A.D. (Anno Dominae - first year). Add some other significant dates to the timeline to help the students better understand when this period in history actually took place.

Students copy the overhead notes into their notebooks to reinforce these ideas.

Have the students complete the "Medieval Times Wordsearch". This activity is meant to introduce students to the vocabulary that they will encounter throughout the unit.

MEDIEVAL TIMES WORDSEARCH (Answer Key)

D M G B Y C H T Y U C S B T L
 R Y A M E R L O N C R F O B E
 A G U G V U M O A T E T M Y D
 W O N G N S R L K I N G L K E
 B M T Z Y A A L F A E I X L Z
 R J L L B D C A S T L E U Z O
 I M E D I E V A L O R D G R L
 D E T G E S E A R I Q H O V V
 G O H D X P D W U T Y N B P T
 E L K J G U I Q H L A N I F Z
 T D E N E A S G Q M X W V S T
 S E R F T K I A N K P H C D Y
 E Q Y S U N H C O K R P H G A
 K G A B K S P B D B W Y Z W B
 L M A K Z W E W K W E T U Q P