

“GHOSTS”
Reading Comprehension
Novel Studies

Contents

Unit Overview	3
Suggested Evaluation.....	4
Story Summary	5
About the Author.....	6
Just the Facts	7
Chapters 1&2 – Questions	8-9
Chapters 1&2 – Vocabulary & Language.....	10-11
Chapters 1&2 – Writing & Creativity.....	12-13
Chapters 3&4 – Questions	14-15
Chapters 3&4 – Vocabulary & Language.....	16-17
Chapters 3&4 – Writing & Creativity.....	18-19
Chapters 5&6 – Questions	20-21
Chapters 5&6 – Vocabulary & Language.....	22-23
Chapters 5&6 – Writing & Creativity.....	24-25
Chapters 7&8 – Questions	26-27
Chapters 7&8 – Vocabulary & Language.....	28
Chapters 7&8 – Writing & Creativity.....	29-31
Chapters 9&10 – Questions	32-33
Chapters 9&10 – Vocabulary & Language	34-35
Chapters 9&10 – Writing & Creativity.....	36-37
Chapters 11&12 – Questions	38-39
Chapters 11&12 – Vocabulary & Language.....	40-41
Chapters 11&12 – Writing & Creativity.....	42-43
Chapters 13&14 – Questions	44
Chapters 13&14 – Vocabulary & Language	45-46
Chapters 13&14 – Writing & Creativity.....	47-48
Chapters 15&16 – Questions	49
Chapters 15&16 – Writing & Creativity	50-51
Epilogue Activities.....	52-53
Answer Key.....	54-56

"GHOSTS"
Reading Comprehension
Novel Studies

Unit Overview

OVERVIEW

A series of five exciting and interesting titles provide a framework for this new approach to reading. Comprehension is the main focus, with multiple choice questions designed to ensure students understand what they are reading. The titles include:

- 1) Alison's Ghost
- 2) The Mystery at Kicking Bird Lake
- 3) The Barking Ghost
- 4) Ghost Voyages
- 5) Ghost Witch

The high interest – low vocabulary format of these novels is perfect for reluctant readers and is sure to keep students motivated to read. For the teacher, flexibility is key with students being assigned novels to read individually, in small groups or as a class.

SUGGESTED TEACHING STRATEGIES

A number of possible strategies describing how these units might be used in the classroom is given. These include:

- 1) Whole Class Instruction
- 2) Individualized Approach
- 3) Small Group Instruction
- 4) Listening Skills Test

A possible reward system to help motivate student reading is also given.

STORY SUMMARIES

A synopsis and bibliographic information for each of the novels has been included for teacher reference.

ANSWER KEY

Answer keys for each novel are provided.

GHOSTS
READING COMPREHENSION
STORY SUMMARIES

Alison's Ghosts

Bibliographic Information


Mary-Alice and John Downie, Nelson Canada, ©1984

Story Synopsis

When Alison picks up a hollowed-out stone, she moves backward through time to a wigwam and meets the first of **Alison's Ghosts**. He is a shaman who indicates to her that the stone is the bowl of a pipe and that he wants the whole pipe. She learns that the stone came from the old Mackenzie house which is supposed to be haunted. When she goes there to look for the pipe stem, she meets another ghost, this time of a young girl. The next time Alison goes to the house, she finds that this time she is herself a ghost from the future. She sees the girl's father holding the complete pipe that she has been looking for, and learns that the pipe has caused this family a great deal of grief. To help them, Alison takes the pipe bowl which somehow disappears. Then she hides the stem in a table made of woven branches. Alison learns that this old and powerful pipe once belonged to a shaman. Alison's mother found the twig table so Alison finally is able to put the pipe back together again, and the shaman comes to claim it from her.

Suggested Grade Levels

This book is suitable for children in grades 4 to 5 and for children in grade 6 who have difficulty reading.



ALISON'S GHOSTS

Novel Study

Chapter 7 – "Fathers"

1. Why did Grandfather roar that much?

- a) He was angry.
- b) He was happy.
- c) He was injured.

2. What happened when Alison's father smoked the pipe?

- a) He told a story about a shaman.
- b) The native man came to the house.
- c) Alison saw a ghost.



Chapter 8 – "A Handful of Sand"

1. Lucia was the grandmother of someone in this story. Whose grandmother was she? She was:

- a) Alison's grandmother.
- b) the Shaman's grandmother.
- c) Captain Entwhistle's grandmother.
- d) James' grandmother.

2. When did the Shaman come to see Alison again? He came:

- a) when everyone was asleep.
- b) during the bonfire.
- c) when Captain Entwhistle invited him.

3. What did Alison have at the end to remember her adventure with? She had:

- a) the pipe.
- b) a bracelet.
- c) some beads.
- d) a pouch.



ALISON'S GHOSTS

Novel Study

PERSONAL RESPONSE

1. Did you like this book? _____ Why or why not?

2. Who was your favorite character? _____

Why? _____



THE MYSTERY AT KICKINGBIRD LAKE

Novel Study

Chapter 4 – “How to Smoosh in One Easy Lesson”

TRUE OR FALSE

1. The only way ghosts can eat is by smooshing. T F
2. In this book, ghosts can get headaches. T F

Chapter 5 – “Secret in the Sand”

TRUE OR FALSE

1. Beka scared Robbie when she came up behind him and yanked his hair. T F
2. A girl called Rosie, jumped off a cliff. T F

MULTIPLE CHOICE

3. Who found something interesting in the sand near the boulder? It was:

- a) Robbie.
- b) Beka.
- c) Thatch.
- d) Kim.
- e) Scott.



THE MYSTERY AT KICKINGBIRD LAKE

Novel Study

Chapter 13 – “What Really Happened”

1. Who tipped the canoe? It was:

- a) Kim.
- b) Scott.
- c) Beka.
- d) Robbie.
- e) Thatch.
- f) Mrs. Shook.
- g) Smudge.

Chapter 14 – “A Ghostly Plan”

1. Why did Kim decide to go to the lake? She wanted:

- a) to build a sand castle.
- b) to go swimming.
- c) to take the twins' things back to them.

Chapter 15 – “POOF! It's Ours”

1. Why did Robbie feel terrific in such miserable weather?

- a) Ghosts like bad weather.
- b) He was getting energy from the lake.
- c) He liked to watch storms.
- d) He knew everyone would stay home.



THE BARKING GHOST

Novel Study

ADDITIONAL QUESTION

1. What made this an interesting book to read? Choose the best answer.

- a) Cooper and Mickey are always fighting, and the dogs were scary.
- b) The chapters were short.
- c) It was so realistic.

PERSONAL RESPONSE

1. Did you like this book? _____ Why or why not? _____



THE GHOST WITCH

Novel Study

Chapter 9 – “The Scariest House Ever”

1. What scared Jenny the most, in this chapter?

- a) An elephant wrapped its trunk around her.
- b) She saw a spider.
- c) The snake was wrapped around the door knob.

Chapter 10 – “This is Where I Belong”

1. Jenny is afraid to go to Miss Nagle's house, but she keeps going. This shows that Jenny:

- a) is foolish.
- b) has courage.
- c) is sly.

Chapter 11 – “Jenny Tries Again”



1. What did Jenny try to do? She tried to find the:

- a) jewel box.
- b) ghost witch to persuade her to move away.

Chapter 12 – “Halloween Night”

1. Why did Jenny talk Chris into going to the Haunted House?

- a) She didn't want to disappoint Mr. Barkin.
- b) She wanted to show Bobby that she wasn't chicken.
- c) She needed help getting into the attic to look for the jewel box.



THE GHOST WITCH

Novel Study

Chapter 1 – “The Witch’s Cat”

1. Why did Jenny have to feed Miss Nagle’s cat?

- a) Miss Nagle was dead.
- b) Miss Nagle was away on a holiday.
- c) Miss Nagle was in the hospital.

2. Why did the girls run out of the house?

- a) They felt some cold air and a door slammed shut.
- b) A huge cat hissed at them.
- c) Jenny’s mother called to them.

3. Who was Miss Nagle? She was:

- a) Jenny’s teacher.
- b) the best friend of Jenny’s great-grandmother.



Chapter 2 – “The Dragon in the Mirror”

1. Why was Mr. Barkin collecting soft-drink cans?

- a) He was a homeless man and he needed money for food.
- b) At Christmas time he gave money to poor children.
- c) He was a Cub Scout leader.

2. Why didn’t Jenny leave the house as soon as she heard the sound like a hiss?

- a) She thought it was just Bobby Strauss trying to play a trick on her.
- b) She thought it was the tea kettle boiling water for tea.
- c) Her mother had asked Jenny to look for her sunglasses.

3. Jenny was afraid Mrs. Strauss would say that she had no backbone. What does it mean to have no backbone? It means:

- a) someone has bad posture.
- b) someone can’t lift heavy things because he or she is not very strong.
- c) someone is a weak character who can be easily bullied or pushed around.

THE GHOST WITCH

Answer Key

(1) a (2) a (3) b

(1) b (2) c (3) c

(1) c

(1) b

(1) a (2) a

(1) c

(1) b (2) c

(1) c (2) b

(1) b

(1) b

(1) b

(1) a

(1) b

(1) a

ANSWER KEY

Number of Questions = 21

