

HOCKEY HOOPLA II - The Sequel

UNIT OVERVIEW

This unit consists of activities all related to hockey which fall under four categories - Mostly Language Arts, Mostly Math, Mostly Art, and Mostly Fun. The unit is designed to be flexible with teachers selecting activities suitable for each class. The teacher may wish to teach the unit all at once over a three-week period or use activities throughout the year. This unit would also be suitable for subs since it covers most subject areas.

Mostly Language Arts

- 1) Letter Writing to NHL Clubs
- 2) Hat Trick Handwriting (The Don of Hockey)
- 3) Unofficial Hockey Dictionary, Rules and Penalties (Crossword)
- 4) Parts of Speech
 1. Nouns, Verbs, Adjectives
 2. Nouns, Verbs, Adjectives, Adverbs, Pronouns
 3. Similes
- 5) Playoff Journal
- 6) Unofficial Hockey Handbook (Reading Comprehension)
 1. Goalie Mask History
 2. The Great One - Wayne Gretzky
 3. The Stanley Cup and Other Hardware
 4. Gordie Howe and Mario Lemieux - Player Profiles
 5. The Legend of the Octopus
 6. Hockey Cards - Paper Gold
 7. The Dynamic Duo - Pavel Bure, Alexander Mogilny
 8. Strange Superstitions of the NHL
 9. The Impossible Dream - Manon Rheaume
 10. The Greatest Hockey Game Ever Played
 11. Eric Lindros and the NHL Draft

Mostly Math

- 1) Math Fact Madness
- 2) Rookie Cards (Line Graphs, Word Problems)
- 3) How Much Money do They Make? (Word Problems - one step)
- 4) Sid's Sizzling Souvenirs (Word Problems - one and two step)
- 5) Sick Hockey Joke (Multiplication - 2X2, 2X3)


Mostly Art

- 1) Goalie Mask Art
- 2) Logo Design (Artistic Consultant)
- 3) Hockey Card Design (Optional)

Mostly Fun

- 1) Hockey Name Pictograms
- 2) Players and Their Nicknames (Wordsearch)
- 3) Players Around the World - (Map Activity - Social Studies)
- 4) Who Is the Goalie? (Logic Puzzle)

L.A. ACTIVITY #1 - LETTER WRITING TO NHL CLUBS



Student Objectives and Activities

- Students write letters to favourite NHL teams requesting information.

Suggested Teaching Strategies

- Individually, students write a rough draft of their letter to a team of their choice.
- This activity is suitable for teaching students how to write a "business" letter as compared to a "friendly" letter.
- Students can expect some "free stuff" in the mail. (Be sure students include enough postage for letters sent to U.S. based teams)

Anaheim Mighty Ducks
The Pond
2695 Katella Avenue
Box 61077
Anaheim, CA 92803-6177

Florida Panthers
Miami Arena
100 North East 3rd Ave.
Tenth Floor
Fort Lauderdale, FL 33301

Pittsburgh Penguins
Civic Arena
Gate 9
Pittsburgh, PA
15219

Boston Bruins
Shawmut Center
150 Causeway Street
Boston, MA 02114

Hartford Whalers
Memorial Coliseum
242 Trumbull St. 8th Floor
Hartford, CT 06103

St. Louis Blues
Kiel Center
1401 Clark Avenue
St. Louis, MO 63103

Buffalo Sabres
Memorial Auditorium
140 Main Street
Buffalo, NY 14202

Los Angeles Kings
The Great Western Forum
3900 West Manchester Blvd.
Inglewood, CA 90305

San Jose Sharks
San Jose Arena
525 West Santa Clara Street
Box 1240
San Jose, CA 95113

Calgary Flames
Olympic Saddledome
Box 1540, Station "M"
Calgary, AB T2P 3B9

Montreal Canadiens
Montreal Forum
2313 St. Catherine St. W.
Montreal, QUE H3H 1N2

Tampa Bay Lightning
ThunderDome
501 Kennedy Blvd.
Suite 175
Tampa, FL 33602

Chicago Blackhawks
United Center
1901 West Madison Street
Chicago, IL 60612

New Jersey Devils
Meadowlands Arena
Box 504
East Rutherford, NJ 07073

Toronto Maple Leafs
Maple Leaf Gardens
60 Carlton Street
Toronto, ON
M5B 1L1

Dallas Stars
Reunion Arena
901 Main Street, Suite 2301
Dallas, TX 75202

New York Islanders
Nassau Veterans Coliseum
Uniondale, NY
11553

Vancouver Canucks
General Motors Place
800 Griffiths Way
Vancouver, BC
V6B 6G1

Denver Avalanche
McNichols Sports Arena
1635 Clay Street
Denver, Colorado 80204

New York Rangers
Madison Square Garden
4 Pennsylvania Plaza
New York, NY 10001

Washington Capitals
U.S. Air Arena
1 Harry S. Truman Drive
Landover, MD 20785

Detroit Red Wings
Joe Louis Arena
600 Civic Center Drive
Detroit, MI 48226

Ottawa Senators
Ottawa Civic Center
301 Moodie Drive, Suite 200
Nepean, ON K2H 9C4


Winnipeg Jets
Winnipeg Arena
10th Floor - 1661 Portage Ave.
Winnipeg, MB
R3J 3T7

Edmonton Oilers
Edmonton Coliseum
7424 - 118th Avenue
Edmonton, AB T5B 4M9

Philadelphia Flyers
The Spectrum
3601 South Broad Street
Philadelphia, PA 19148

HOCKEY CROSSWORD

Name: _____



DOWN

- 1) When a goalie stops every shot in a game he gets this.
- 2) When the puck goes over the blueline before your players.
- 4) These players never backcheck and like to hang around center ice.
- 5) Drops puck, calls the lines.
- 6) When your team has a penalty you are _____.
- 8) Another word for an enforcer.
- 9) Don Cherry thinks that Russian players do this too often.
- 11) Calls goals, penalties and wears a red armband.
- 12) Fighting and spearing are this type of penalty.
- 15) Hockey is played in this type of building.
- 17) An assist or goal.
- 19) A player that "spits out chicklets" has lost these.



ACROSS

- 3) Canada's Game
- 7) When you shoot the puck into the other team's end from your side of center or something that tastes good on cake.
- 10) When two teams are tied after three periods they play this.
- 13) When you pass to a person who scores a goal you get one of these.
- 14) Tripping is this kind of penalty.
- 16) When your teams pulls the goalie, the net is _____.
- 18) This is where the goalie plays.
- 20) Defencemen do this to keep the puck from going over the blueline.
- 21) Short for National Hockey League.

HOCKEY RULES AND PENALTIES

Referees and Linesmen

The rules in a hockey game are kept by two linesmen and one referee. The duties of the linesmen are to make the calls about the lines such as icing and offside as well as to drop the pucks. Linesmen usually are not allowed to call penalties or goals. The referee wears a red arm band as well as a striped shirt and makes most of the important calls in a hockey game. The referee decides when to call penalties and signals goals during the game.

Icing -

Shooting the puck into the opposing team's end from your side of center is icing. When your team ices the puck, the face-off comes all the way back to your own end.

Offside -

When your team is carrying the puck over the opposing team's blueline, the puck must go over the line before any player on your team crosses the blueline. If your team is offside the linesman will whistle the play dead.

Major Penalty -

A major penalty is a serious penalty such as fighting, spearing, butt-ending or a penalty that makes another player bleed. Players that get major penalties are kicked out of the game and their team plays shorthanded for five minutes.

Butt-Ending -

Using the end of the stick to hurt another player it is called butt-ending.



Spearing -

Using the blade of the stick like a spear to hurt another player it is called spearing.



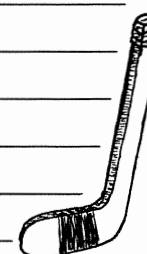
JOURNAL - Hockey

Date: _____



JOURNAL - Hockey

Date: _____



GOALIE MASK HISTORY

Name: _____

PART I - Multiple Choice

- The team Jacques Plante played for was:
 - Toronto Maple Leafs
 - Montreal Canadiens
 - New York Rangers
 - Boston Bruins
- The early masks were made of:
 - plastic
 - cardboard
 - wood and wire
 - fibreglass
- The first Goalie to decorate his mask was:
 - Jacques Plante
 - Ed Belfour
 - Gerry Cheevers
 - Curtis Joseph
- The wire cage style was made famous by this Russian goalie:
 - Vadislav Tretiak
 - Arturs Irbe
 - Patrick Roy
 - Rolfe the Goalie
- Jacques Plante had this many stitches in his face.
 - over 200
 - over 100
 - 50
 - 0



PART II - Answer In Full Sentences

- On November 2, 1959, what happened that changed hockey forever?

- Why did Toe Blake not want Jacques Plante to wear a mask?

- Why does Curtis Joseph have a brick wall painted on his mask?

- List two ways that goalie masks of today are better than older goalie masks.

MATH FACT MADNESS - ADDITION

Name: _____ Date: _____ Score: _____

- | | | | | |
|--------------|--------------|--------------|--------------|--------------|
| 6 + 5 = ___ | 8 + 4 = ___ | 9 + 2 = ___ | 4 + 9 = ___ | 7 + 4 = ___ |
| 9 + 8 = ___ | 5 + 7 = ___ | 7 + 3 = ___ | 7 + 8 = ___ | 6 + 6 = ___ |
| 4 + 6 = ___ | 5 + 8 = ___ | 8 + 4 = ___ | 6 + 4 = ___ | 9 + 3 = ___ |
| 2 + 2 = ___ | 5 + 3 = ___ | 7 + 4 = ___ | 6 + 6 = ___ | 3 + 9 = ___ |
| 7 + 7 = ___ | 8 + 6 = ___ | 3 + 6 = ___ | 8 + 4 = ___ | 6 + 9 = ___ |
| 6 + 8 = ___ | 8 + 5 = ___ | 7 + 9 = ___ | 8 + 9 = ___ | 9 + 5 = ___ |
| 6 + 3 = ___ | 4 + 8 = ___ | 5 + 4 = ___ | 9 + 5 = ___ | 8 + 8 = ___ |
| 5 + 9 = ___ | 7 + 4 = ___ | 9 + 6 = ___ | 8 + 7 = ___ | 7 + 3 = ___ |
| 4 + 8 = ___ | 6 + 4 = ___ | 5 + 6 = ___ | 3 + 4 = ___ | 7 + 5 = ___ |
| 7 + 5 = ___ | 8 + 7 = ___ | 4 + 9 = ___ | 5 + 8 = ___ | 3 + 7 = ___ |
| 7 + 8 = ___ | 8 + 8 = ___ | 8 + 9 = ___ | 7 + 7 = ___ | 6 + 7 = ___ |
| 9 + 6 = ___ | 9 + 5 = ___ | 4 + 9 = ___ | 7 + 8 = ___ | 8 + 5 = ___ |
| 9 + 3 = ___ | 9 + 5 = ___ | 9 + 4 = ___ | 3 + 9 = ___ | 7 + 4 = ___ |
| 6 + 9 = ___ | 8 + 8 = ___ | 9 + 6 = ___ | 7 + 5 = ___ | 7 + 7 = ___ |
| 7 + 6 = ___ | 7 + 5 = ___ | 9 + 8 = ___ | 6 + 7 = ___ | 9 + 7 = ___ |
| 12 + 6 = ___ | 10 + 6 = ___ | 7 + 12 = ___ | 13 + 4 = ___ | 11 + 8 = ___ |
| 17 + 3 = ___ | 16 + 6 = ___ | 12 + 8 = ___ | 15 + 7 = ___ | 14 + 7 = ___ |
| 15 + 6 = ___ | 21 + 5 = ___ | 15 + 5 = ___ | 13 + 8 = ___ | 14 + 8 = ___ |
| 8 + 16 = ___ | 7 + 14 = ___ | 9 + 13 = ___ | 5 + 19 = ___ | 9 + 20 = ___ |
| 29 + 8 = ___ | 48 + 8 = ___ | 46 + 7 = ___ | 33 + 8 = ___ | 28 + 7 = ___ |



ART ACTIVITY #2 - LOGO DESIGN - ARTISTIC CONSULTANT

Student Objectives

- Students will design a logo for a new NHL franchise and present their design in front of the class.
- The design emphasizes creative thinking while the presentation enhances communication skills.

Suggested Teaching Strategies

- Present students with the "NHL Artistic Consultant" handout as well as explaining the assignment verbally.
- Students can choose any city (or town) they want for this design. (Their home town or other large cities such as Hamilton, Moscow, London, Tokyo, or Paris will work fine)
- Emphasize the importance of meeting the Selection Criteria included in the handout.
- Complete logos.
- Consultants then try to "sell" completed designs to the class which acts as the selection committee.
- Students evaluate each presentation, basing their evaluations on the selection criteria.
- Presentations may be video-taped.
- During the presentations, teacher can evaluate the listening skills of the audience, deducting marks from over-talkative consultants.

*** Note ***

Students should be encouraged to approach this assignment from a business point of view, rather than as a school assignment.

Optional Activity

As a variation on this lesson, students could design a team jersey for a new franchise.




WHO IS THE GOALIE?

Name: _____

There are six players on a ten-and-under hockey team. Their names are Mark, Sandra, Erin, Dustin, Carla and Jordan. There are three forwards (left-wing, right-wing and center) two defence (left defence and right defence) and one goalie. Your task is to use the clues to find out where each person plays. To use the chart, put an "N" in a space that is not true and a checkmark in a space that is true.

CLUES

1. Mark does not play defence.
2. Erin and Dustin do not play on the wings.
3. Since Dustin is the captain, he does not play goal.
4. Sandra is not a forward.
5. Carla is a winger.
6. Erin plays on the left side.
7. Dustin can't skate backwards well so the coach does not let him play defence.
8. Jordan is a defenceman.
9. Mark shoots left handed so he plays on the left side of the ice.



	Center	Right Wing	Left Wing	Right Defence	Left Defence	Goal
Mark						
Sandra						
Erin						
Dustin						
Carla						
Jordan						

Bonus

Draw a hockey rink on the back showing where all the players play.



ACTIVITY #4 - WHO IS THE GOALIE? - Logic Puzzle

Learning Objectives and Activities

Students learn deductive reasoning.

Recommended Teaching Strategies

This logic puzzle can be used as an enrichment activity and is fairly challenging.

Students use clues, powers of deduction, and a chart to solve a tricky problem.

Solution

1. Mark does not play defence.
2. Erin and Dustin do not play on the wings.
3. Since Dustin is the captain, he does not play goal.
4. Sandra is not a forward.
5. Carla is a winger.
6. Erin plays on the left side.
7. Dustin can't skate backwards well so the coach does not let him play defence.
8. Jordan is a defenceman.
9. Mark shoots left handed so he plays on the left side of the ice.

	Center	Right Wing	Left Wing	Right Defence	Left Defence	Goal
Mark	N	N	✓	N	N	N
Sandra	N	N	N	N	N	✓
Erin	N	N	N	N	✓	N
Dustin	✓	N	N	N	N	N
Carla	N	✓	N	N	N	N
Jordan	N	N	N	✓	N	N