

CARTOONS AND COMICS

UNIT OVERVIEW

This cartooning unit is designed specifically for teachers (and students) with little or no talent when it comes to drawing. The lessons follow a progression from simpler less original activities to more difficult and more creative assignments. As well, teachers can choose from a number of optional activities that have been included to add flexibility to the unit.

STUDENT ACTIVITIES

- 1. Making Faces -** Students redraw six common facial expressions in this introductory lesson.
- 2. Cartoon Cops Sketch Artist -** Students read eyewitness descriptions of four robbery suspects and make sketches for the cartoon police.
- 3. Cartoon Lettering -** Students print their first name using various styles of lettering.
- 4. Share Something Good -** Students draw a large size cartoon character and communicate a positive message using a poster format.
- 5. Original Cartoon Family -** Students create an original cartoon family of their own centred around a common theme.
- 6. The World's Oldest Jokes - (Comic Strips)** Students create two original comic strip characters who tell one of the oldest jokes in the world.

OPTIONAL ACTIVITIES

- 1. Cartoon Wordsearch**
- 2. Cartoon Crossword**
- 3. Animated Cartoons (Worksheet)**
- 4. How to Make Your Own Animated Cartoon (Flip Book Activity)**
- 5. How to Draw A ... (Dog, Cat, Frog, Gorilla)**
- 6. Mad Magazine Fold-In**
- 7. Who? What? Where? Why?**
- 8. Cartoon Conversation (Language Arts)**

ASSIGNMENT #2 - CARTOON COPS SKETCH ARTIST

Student Objectives and Activities

- Students use eyewitness descriptions to make composite drawings of four suspects wanted for robbery. The four cartoon characters are members of the notorious "Potatohead Gang" and were seen leaving the First Metro Toonland Bank.
- Students trace (or draw freehand) various features to construct likenesses of the suspects.

Suggested Teaching Strategies

- This three-page activity applies some of the concepts learned in Assignment #1.
 - Page 1 - an all points bulletin containing detailed eyewitness descriptions of the four robbers
 - Page 2 - police drawings of the many possible features that may be found on suspects
 - Page 3 - a worksheet allowing students to construct composite identification pictures of the four suspects. (ROCKO, MEAN FLOYD, DYNAMITE GRANNY and MAC THE KNIFE)
- Begin by going through the eyewitness description of the first suspect (ROCKO) with students. Use the clues in the eyewitness descriptions to determine which features match each suspect. Then, place the worksheet over the correct police drawing feature and **trace** the feature. After students have gone through all the details, they will have constructed a composite picture of the suspect to be used in a "wanted" poster.
- Students complete pictures of "MEAN FLOYD", "DYNAMITE GRANNY" and "MAC THE KNIFE".
- If students have difficulty seeing the police drawing through their worksheet, they can do their tracing against a window or even on tracing paper if it is available.
- Students finishing early may wish to colour their completed drawings.

Enrichment

- Students have so much fun with this activity that you may wish to extend it by having students create their own gangsters and add in original features. As well, some students may wish to *draw the features freehand* instead of tracing.

SHARE SOMETHING GOOD

Name _____

Instructions: Draw a large-sized cartoon character with a positive (good) message. You can make up your own message or choose one from the list below. Remember, your drawing should be large with clear and easy to read lettering suitable for a poster.

LIST OF POSSIBLE MESSAGES

All you can do is your best

The greatest computer ever devised is your mind

Math is totally rad.

School is cool!

School ... a great place to be.

I wish school was all year-round.

Strive for excellence

Art is awesome.

Respect - The more you give, the more you get

Effort = Excellence

Good things happen to people who try



Whoever said good teachers are hard to find hasn't looked in our classroom

Be cool - Stay in school

School ... I love it

We think our school is a neat place

School ... Purr-fect!




THE WORLD'S OLDEST JOKES

Example #1



Example #2



Rough Copy

