

ROCK BAND SIMULATION

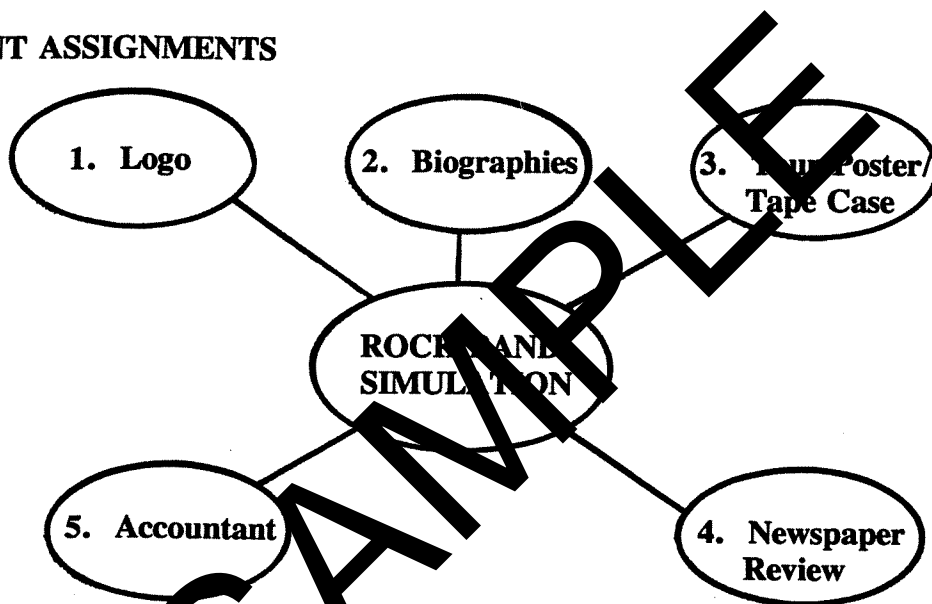
UNIT OVERVIEW

In this unit, students will simulate the creation of their own rock band. As well as creating the individual members of the band students will assume the roles of:

- 1) Marketing Director - responsible for advertising and promotions
- 2) Newspaper Reporter - writes a review of a rock concert
- 3) Accountant - in charge of monetary affairs of band

This unit places an emphasis on communication skills (group work) and creative and critical thinking. Specifically this unit is intended to promote both intuitive and imaginative thought.

STUDENT ASSIGNMENTS



1. **Logo** - Choose band name and design band logo.
2. **Biographies** - Draw a 5 cm x 5 cm picture and write a description of each band member.
3. **Tour Poster or Tape Case Design** - Design a full colour poster advertising the latest tour or create a tape case design.
4. **Newspaper Review** - Write a review of a recent rock concert for a local newspaper.
5. **Accountant** - Estimate and calculate expenses of holding a rock concert.

ASSIGNMENT #1 - BAND LOGO

Student Objectives

- students will brainstorm to generate ideas for creating a band name and logo.

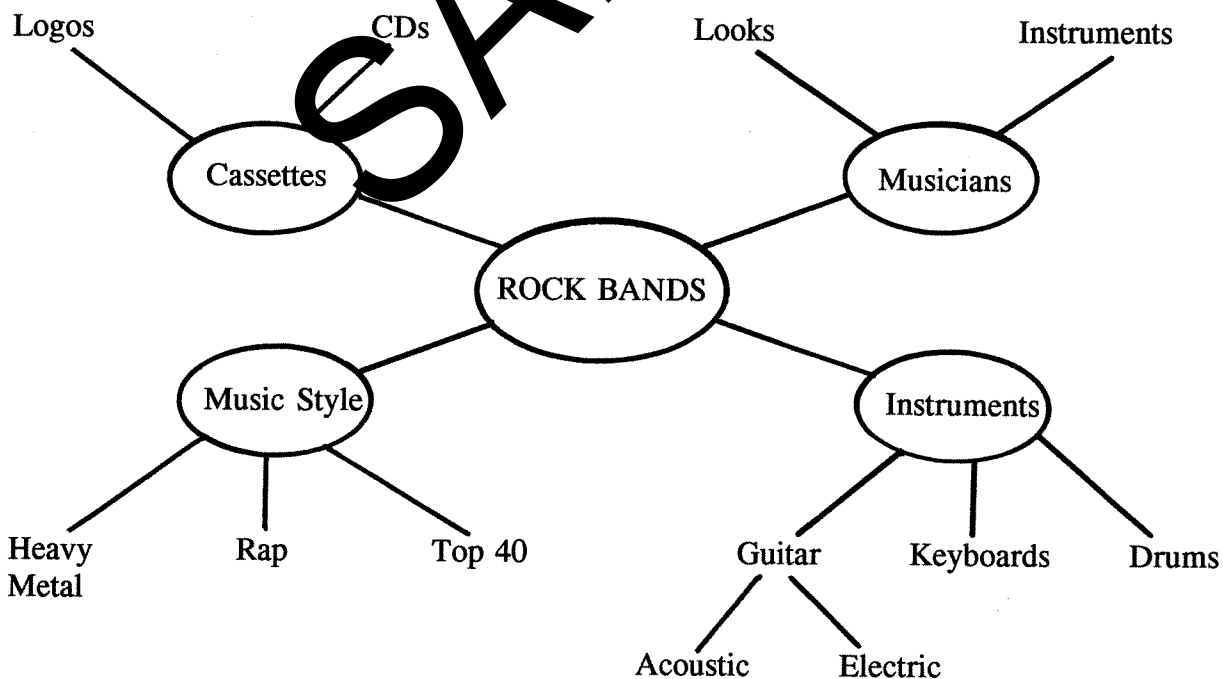
Student Activities

- students brainstorm to develop a concept map (web) on "Rock Bands"
- students choose a name for their band
- students design and colour logo for their band

Suggested Teaching Strategies

- Since this is the introductory lesson, the brainstorming approach is used to spark student interest
- teacher places topic "Rock Band" on board and challenges students to brainstorm any words related to rock bands
- with student direction, teacher puts words into concept map (ideas here may be rearranged into concept map form)
- after the brainstorming activity is complete, students should choose a name for their band and start designing a logo (insist that students choose a name quickly)
- 9 x 12" manilla tag (stiff yellowish stuff) works well for the logo designs

Sample Concept Map



ROCK BAND SIMULATION - Self Evaluation

Name: _____

1. How much of class time were you on task? (Working **productively** on your project)
 - a) 10 minutes per class
 - b) 20 minutes per class
 - c) 30 minutes per class
 - d) 40 minutes per class
 - e) over forty minutes per class

2. Choose the statement that best describes how you approached this project.
 - a) I was working on all of the parts of the project to best of my ability.
 - b) I worked fairly hard on the project and did good work most of the time.
 - c) I tended to do good work but spent some of my time not on task.
 - d) I spent little of my class time working on the project.

	Strongly Agree	Agree	Disagree
3. I created original ideas in my project.	3	2	1
4. I used resources such as library books, encyclopedias, newspapers, etc. to gather information during my project.	3	2	1
5. I have a greater understanding into how a rock band operates.	3	2	1

6. What activity did you find the hardest? Explain why.

7. Which part of the activity was most enjoyable for you to complete? Explain why.

8. What mark out of 100 would you give yourself on this project? _____

9. What mark out of 100 do your partners (partner) deserve? _____

10. Please write any other comments you may have about your project which may help me better mark your project.

ASSIGNMENTS

1. Logo

Choose a name for your band and design your own logo based on the music your band will play. Make the logo simple and eye catching. BE CREATIVE!

2. Biographies

Your band can include anywhere from four to six members. Draw and autograph a picture of each band member and write a description (100 word minimum) of each band member. Things that you may wish to include are:

- Age, Date of Birth
- Physical Description
- Instruments Played/Style of Play
- Hobbies, Likes, Dislikes
- Childhood Descriptions
- Major Accomplishments
- Musical Influences

3. Full Colour Tour Poster or Tape Case Design

This tour poster or tape case is designed by you, the person in charge of advertising and promotions. Its purpose is to advertise your band's next tour. Things you may wish to include are:

- Name of Tour, (i.e. Steel Wheels Tour)
- Place, Date, Ticket Prices
- Other Cities on Tour
- Any Promotional Gimmicks

The tape case design should be simple yet attractive and must be submitted in an actual plastic cassette case.

4. Review of Concert

Your job will be to write a review of a recent concert. You are a reporter for a major newspaper and have a column to fill consisting of 250 words. Information you might include:

- Where and when the concert took place
- Number of people at concert
- Description of stage show and music
- Description of opening act
- Audience reaction
- Interviews or quotations of band members
- Interviews or quotations of audience members
- Personal comments and rating of the concert (i.e. Tin, Silver, Gold, Platinum)

5. Accountant


Your job is to calculate the revenue and expenses of the concert tour.

- Ticket and T-Shirt Revenue
- Cost of Stage and Band Equipment
- Security Expenses
- Building Rental
- Travel & Accommodation Expenses
- Equipment Workers (Roadies)
- Miscellaneous Expenses

Estimate total expenses and total revenue for each item and calculate the net profit.

Be ready to justify your estimates as marks will be given for accuracy of estimates.

BAND MEMBER BIOGRAPHIES



SAMPLE

