



UNIT OVERVIEW



“Panda Pandamonium” is a two week language arts unit intended for use with Grade One/Two children who have developed some independent reading and writing skills. It can be used to further strengthen the children’s reading and writing skills. Throughout this unit, children are involved in activities that focus their attention on language and how it is used. They brainstorm, study words, alphabetize, rhyme, use descriptive words, categorize words, read, answer questions in complete sentences, and complete writing activities. They are encouraged to use their knowledge of reading strategies to help them read the pandas fact cards.

A display of books about pandas should be set up in the classroom. The books motivate the children and encourage them to read for enjoyment and for information. Children read these books in their spare time and during silent reading.

Section One: Lesson Plans

Section One contains two weeks of lesson plans. The lesson plans describe the different teaching strategies for using the activities in each day’s lesson. Each lesson includes a spelling activity, a brainstorming activity, a study of new words, work in the student booklet, a writing activity, work at the learning center, playing the pandas trivia game, and a parent page.

Section Two: Student Booklets

Section Two includes a student booklet that is ready to be photocopied for student use. Every page includes four questions about one of the pandas fact cards that the children read in class. The children are encouraged to answer the questions in their student booklets using complete sentences.

Section Three: Parent Pages

Section Three includes ten parent pages. The children take home a parent page at the end of each day’s lesson. The parent pages reinforce what the children learn each day. They are meant to make the parents aware of what their children are learning in school and should only take five to ten minutes each evening to complete.

Do Pandas belong to the bear family?

1. What family does the giant panda belong to?

2. Why are giant pandas hard to study?

3. Where are giant pandas studied?

4. What family do you think giant pandas should belong to?

What do Pandas look like

WEEK ONE - DAY ONE

Dear Parents: This worksheet reviews the sounds and concepts your child learned at school today. Take five to ten minutes to complete the activities on this page with your child. The activities reinforce today's lessons. Depending on your child's present ability, you may want to do these activities orally or you may want your child to do some or all of the writing. Encourage your child to do as much writing as he/she is able to do on his/her own.

Think of three words that have the 'sh' sound in 'shoulder'.

1. _____
2. _____
3. _____

'Cuddly' and 'huge' describe pandas. Print five other words that describe pandas.

1. _____
2. _____
3. _____
4. _____
5. _____

Fill in the blanks with the correct word.

giant bear family scientists pandas

1. Scientists are not sure what _____ the pandas belong to.
2. Some scientists say they belong to the _____ family.
3. Some _____ say they belong to the raccoon family.
4. Most scientists say the _____ panda and the red panda belong to the panda family.
5. Giant _____ are hardly every seen in the wild.

Do pandas belong to the bear family?

Pandas look like bears in size and shape but scientists are not sure what family the panda belongs to. Some scientists say that the panda belongs to the bear family. Some scientists say that the panda belongs to the raccoon family. Most scientists say that the giant panda and the red panda belong to the panda family. Giant pandas live alone and are hardly ever seen. They are hard to study in the wild so they are studied in zoos. This unit studies the giant panda.

What do pandas look like?

Pandas look like big teddy bears. They have black and white fur. Pandas are white with black eye patches, ears, muzzle, limbs, and shoulders. Their fur is 5 centimetres long. The heavy fur keeps the pandas warm and dry. Pandas are one of the world's largest animals. They can grow to be 2 metres tall and weigh up to 136 kilograms. Pandas live twenty years in captivity and up to thirty years in the wild.

GROUP WORD CARDS

pandas

China

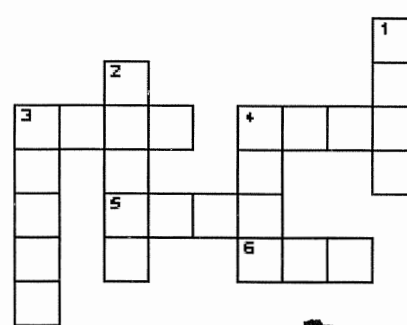
muzzle

limbs

shoulder

CROSSWORD PUZZLES

Week 1 – List A




ACROSS

- 3 I have a teddy _____.
- 4 The sun is _____.
- 5 It gets _____ at night.
- 6 We had to let our umbrellas _____.


DOWN

- 1 The clothes felt a little _____.
- 2 There is a _____ on the knee of my pants.
- 3 My cat is _____ and white.
- 4 Most pandas live in the _____.



bear black cool damp
dry patch warm wild

Week 2 – List A




ACROSS

- 1 Our house is full of _____.
- 4 We went home to _____ lunch.
- 5 It will soon be _____ to go home.
- 8 I put a hat on my _____.

DOWN

- 1 My dog hurt its _____.
- 2 I didn't get a lot of _____ last night.
- 3 The roses had long _____.
- 5 We planted an elm _____.
- 6 My Mom packed lots of _____ for the picnic.



eat food head paw plants
sleep stems time tree

PANDAS TRIVIA GAME

Why are pandas hard to study?	They are hard to see.
What colour are pandas?	They are black and white.
How long do pandas live in the wild?	They live 30 years.
Where do pandas live in the wild?	They live in China.
What do pandas eat?	They eat bamboo.



UNIT TEST

Name: _____

A. Fill in the blanks with the correct word.

bamboo zoo black leaves cubs

1. Pandas have _____ and white fur.
2. Scientists study pandas in the _____.
3. Baby pandas are called _____.
4. There are 700 kinds of _____.
5. Pandas eat bamboo _____ stems, and shoots.

B. Print two words that describe each typed word.

panda _____
cub _____
China _____
bamboo _____
mountains _____

C. Put the following words into ABC order:

panda China bamboo black white

1. _____
2. _____
3. _____
4. _____
5. _____