

UNIT OVERVIEW

The “*Special Days*” unit is a two week unit intended for use during the first few months of Grade One, when children are starting to develop their reading and writing skills. Children write complete sentences, rhyme, put words into alphabetical order, use syllables, use context, and use their phonetic knowledge to decode words.

A display of books about special days should be set up somewhere in the classroom. The books motivate the children and encourage them to read for enjoyment and for information. Children read these books in their spare time and during silent reading.

Section One: Lesson Plans

Section One contains two weeks of lesson plans. The lesson plans describe the different teaching strategies for using the activities in each day’s lesson. Each lesson includes a spelling activity, a brainstorming activity, a study of new words, work in the activity book, work in the writing book, and playing the match game.

Section Two: Student Booklets

Section Two includes two booklets that are ready to be photocopied for student use. The first booklet is the *Special Days Activity Book*. Every topic covered in the activity book includes a paragraph about the topic and a number of language activities related to the paragraph. The second booklet is the *Special Days Writing Book*. The writing book provides space for the children to illustrate each topic and then write a few sentences about the pictures they drew.

Section Three: Parent Pages

Section Three includes ten parent pages. The children take home a parent page at the end of each day’s lesson. The parent pages are

SPECIAL DAYS ACTIVITY BOOK



Name: _____



New Year's Day




New Year's Day is the first day of the year. It is on January 1st. Some people celebrate the new year. They go out to a party on New Year's Eve. They wear party hats and they blow on horns.

1. When is New Year's Day?

2. What do some people do on New Year's Eve?

3. What do some people wear on their heads?

Birthdays



WEEK ONE – DAY ONE

Dear Parents: This worksheet reviews the sounds and concepts your child learned at school today. Take five to ten minutes to complete the activities on this page with your child. The activities reinforce today's lessons. Depending on your child's present ability, you may want to do these activities orally or you may want your child to do some or all of the writing. Encourage your child to do as much writing as he/she is able to do on his/her own.

A compound word is a big word made out of two little words.

Print five compound words.

1. _____
2. _____
3. _____
4. _____
5. _____

Put the following words into 'ABC' order:

day tray say eat treat beat

1. _____ 1. _____
2. _____ 2. _____
3. _____ 3. _____

Fill in the blanks with the correct word.

parties presents birthday day cakes

1. Everyone has a _____.
2. Your birthday is on the _____ you were born.
3. Some children get _____ on their birthdays.
4. Some children eat _____ on their birthdays.
5. Some children have _____ on their birthdays.

GROUP WORD CARDS

birthday
parties
new
year
groundhog

SPELLING LISTS

Week 1 – List A

gift
hug
hats
day
out
big

Week 1 – List B

new
year
cards
fool
play
sports

Week 1 – List C

birthday
parties
groundhog
shadow
flowers
shamrock

Week 2 – List A

end
sock
green
noon
may
fun

Week 2 – List B

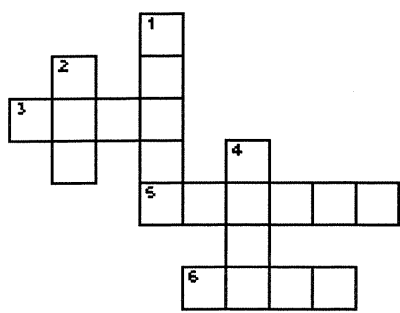
born
cake
eat
horns
first
weeks

Week 2 – List C

leaves
father
honour
fireworks
remembrance
wreath

CROSSWORD PUZZLES

Week 1 – List B



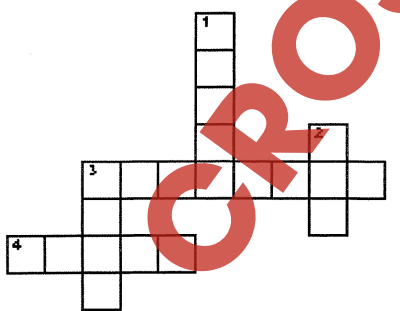
ACROSS

- 3 I will be seven this _____.
- 5 She likes to play different _____.
- 6 He likes to _____ ball.

DOWN

- 1 We give out _____ on Valentine's Day.
- 2 I got a _____ bike.
- 4 I tried to _____ my Dad.

Week 2 – List B



ACROSS

- 3 I will be seven this _____.
- 5 She likes to play different _____.
- 6 He likes to _____ ball.

DOWN

- 1 We give out _____ on Valentine's Day.
- 2 I got a _____ bike.
- 4 I tried to _____ my Dad.

UNIT TEST

Name: _____

A. Fill in the blanks with the correct word.

July cards burrows jokes green

- Groundhogs come out of their _____.
- Children give out _____ on Valentine's Day.
- People wear _____ on St. Patrick's Day.
- Canada Day is on _____ 1st.
- People play _____ on April Fool's Day.

B. Print two words that rhyme beside each word.

- day _____
- ground _____
- card _____
- green _____
- joke _____

C. Print five compound words.

- _____
- _____
- _____
- _____
- _____

D. Put the following words into 'ABC' order:

birthday year mother father groundhog

- _____
- _____
- _____
- _____
- _____