

UNIT OVERVIEW

“Pirates” is a two week language arts unit intended for use with Grade One/Two children who have begun to develop some reading and writing skills. It can be used to strengthen the children’s reading and writing skills. Throughout this unit, children are involved in activities that focus their attention on language and how it is used. They brainstorm, study words, alphabetize, rhyme, categorize words, read, answer questions in complete sentences, and complete writing activities. They are encouraged to use their knowledge of reading strategies to help them read the pirate fact cards.

A display of books about pirates should be set up in the classroom. The books motivate the children and encourage them to read for enjoyment and for information. Children read these books in their spare time and during silent reading.

Section One: Lesson Plans


Section One contains two weeks of lesson plans. The lesson plans describe the different teaching strategies for using the activities in each day’s lesson. Each lesson includes a spelling activity, a brainstorming activity, a study of new words, work in the student booklet, a writing activity, work at the learning center, playing the pirate trivia game, and a parent page.

Section Two: Student Booklets

Section Two includes a student booklet that is ready to be photocopied for student use. Every page includes four questions about one of the pirate fact cards that the children read in class. The children are encouraged to answer the questions in their student booklets using complete sentences.

Section Three: Parent Pages

Section Three includes ten parent pages. The children take home a parent page at the end of each day’s lesson. The parent pages reinforce what the children learn each day. They are meant to make the parents aware of what their children are learning in school and should only take five to ten minutes each evening to complete.



Who were pirates?

1. Who were pirates?

2. Why did men become pirates?

3. What did pirates search for?

4. Why did pirates rob towns along the shore?

WEEK ONE – DAY ONE

Dear Parents: This worksheet reviews the sounds and concepts your child learned at school today. Take five to ten minutes to complete the activities on this page with your child. The activities reinforce today's lessons. Depending on your child's present ability, you may want to do these activities orally or you may want your child to do some or all of the writing. Encourage your child to do as much writing as he/she is able to do on his/her own.

Think of three words that have the 'oo' sound in 'tattoo'.

1. _____
2. _____
3. _____

'Adventurous' and 'brave' describe pirates. Print five other words that describe pirates.

1. _____
2. _____
3. _____
4. _____
5. _____

Fill in the blanks with the correct word.

pants wooden shirts patch hoop

1. Pirates wore black _____.
2. They wore striped _____.
3. Some pirates wore a gold _____ in their ear.
4. Some pirates wore a _____ over an eye.
5. Some pirates had a _____ leg.

Who were pirates?

Pirates were sea robbers. They lived on ships. Most pirates were men. Pirates wanted to do something adventurous. They thought being a pirate was exciting. Pirates sailed on ships. They searched for treasure. They robbed other ships. They robbed towns along the sea. Pirates did not obey the laws of the land. They did whatever they wanted to do.

What did pirates wear?

Pirates often wore black pants with striped shirts. Some pirates used rope for their belts. Some pirates wore black belts with gold buckles. Most pirates wore tall black boots. They wore black hats. They wore their hats sideways. Some pirates wore eye patches. Some pirates wore a gold hoop in their ear. Many pirates had a tattoo. Some pirates had a hook on the end of their arm or they had a wooden leg.

GROUP WORD CARDS

pirate

ship

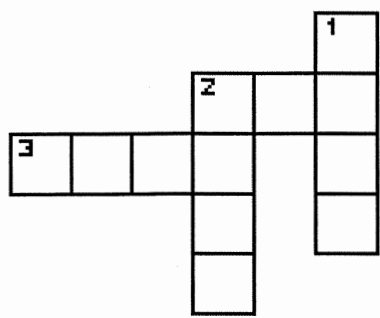
adventure

treasure

laws

CROSSWORD PUZZLES

Week 1 – List A



ACROSS


- 2 Ships sail on the _____.
3 How many _____ did you catch?

DOWN

- 1 Do you see the _____?
2 We rode on a big _____.

sea ship land fish

Week 2 – List A



ACROSS

- 2 What is your favourite _____?
3 Pirates had to swab the _____.
5 Our ship travels very _____.

DOWN

- 1 He wrapped the _____ around the posts.
4 The ship's sails are made of _____.
5 We hung a _____ up the pole.

fast cloth flag job
deck rope

WORD SEARCH PUZZLES

Week 1 – List A



sea

ship

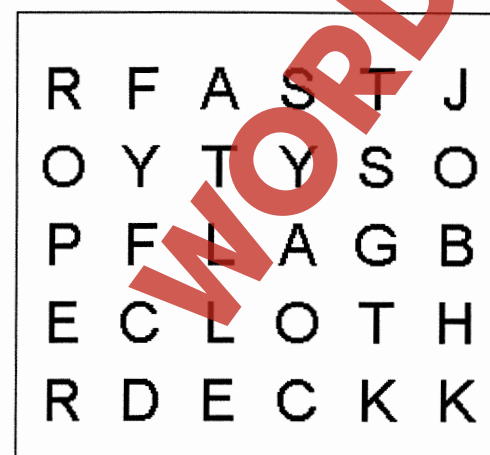
men

land

gold

fish

Week 2 – List A



fast

cloth

flag

job

deck

rope

PIRATE TRIVIA GAME

Where did pirates live?	on ships
What did pirates search for?	treasure
What did some pirates use for a belt?	rope
What is hardtack?	hard biscuits
What were pirate ships made out of?	wood

UNIT TEST

Name: _____

A. Fill in the blanks with the correct word.

captain wood skulls treasure robbers

- Pirates used _____ maps to help them find treasure.
- The most important job on a pirate ship was being the _____.
- Pirates were sea _____.
- Ships were made out of _____ with cloth sails.
- Pirate flags had _____ and crossbones on them.

B. Match the words to their definitions.

hardtack	clean
swab	sea robber
crow's nest	weapon
pirate	hard biscuits
cannon	platform

C. Put the following words into ABC order:

pirate ship captain cannons silver

- _____
- _____
- _____
- _____
- _____