

# Storyboard Stories for Spring

storyboard stories and activities

SUITABLE FOR PRESCHOOL AND KINDERGARTEN



## Contents

How to Set Up the Storyboard Stories

Five Little Chickadees

Jack in the Beanstalk, Adapted

Five Peas in a Pod

Additional Activities for All Three Stories

Prepare the backs of the pieces for a storyboard.

- For a flannel board: place dots of self adhesive velcro or flannel.
- For a magnet board, place magnetic strips on the backs.
- For a cardboard or magnetic display board or a blackboard, use sticky tack as needed.

#### ♥ The story text

Trim the pages of the story text. Use a chisel tip marker to outline the page with some colour. Number the pages. Mount the story text onto 8 ½" x 11" bristle pages or cardstock. Laminate.

#### ♥ Story folders

Make a story folder to hold the text and story pictures.

Label a presentation folder. Write the title of the story on a label placed on the outside of the folder. Store the story picture pieces in a zip close bag, placed in one of the pockets.



#### How to use

Become familiar with the story before telling it to the class. This is an oral story and the text is provided for a reference. You can tell the story your way. Add the story pictures to the storyboard when the text is bolded. Follow any instructions included in the text.

Provide the story folder for students to retell the story.

### Five Little Chickadees - Storyboard Story

*Five little chickadees on a branch count down to two as they move about the garden.*

#### Student objectives

1. Students will reinforce counting and subtraction skills.
2. Students will listen to an oral story.
3. Students will practice visual imagery.

#### How to use

Talk about birds that visit our yards during the summer. The chickadee is a very amusing bird to watch. They are busy birds, flying from tree to tree. They fly fast, they like to hang upside down on tree branches.

Read the story. Instructions for adding story pictures to the storyboard are given.

#### Follow up discussion

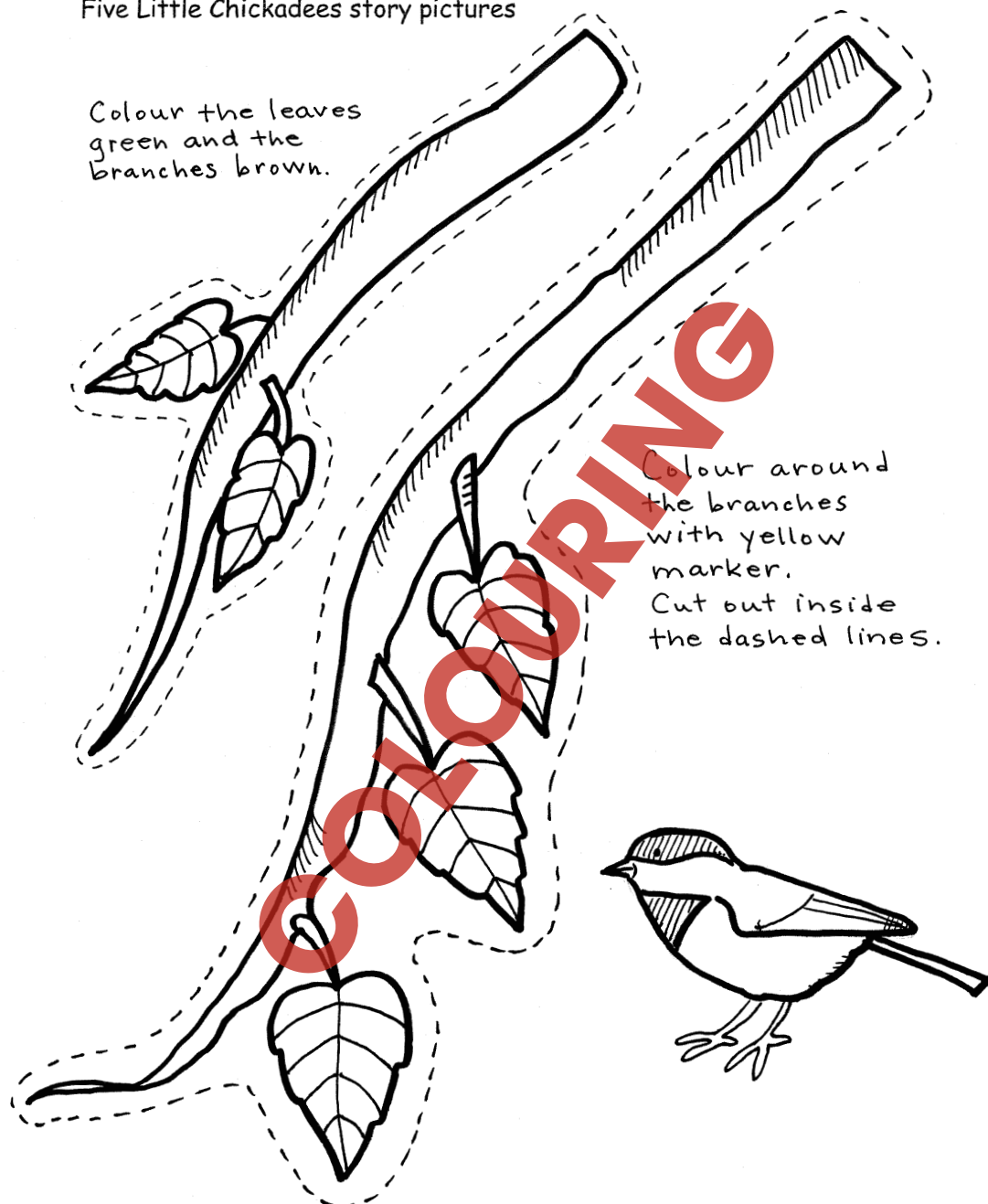
Reinforce counting skills. Ask how many chickadees are in the birdbath? How many chickadees are on a tree branch? How many chickadees are building a nest? Did you know that chickadees like to be in pairs?

Reinforce subtraction and addition skills by moving the story pieces around the storyboard for example: Let's fly a chickadee from the birdbath to the branch. How many chickadees are on the branch now?

How do you keep cool in the summer?

#### Five Little Chickadees story pictures

Colour the leaves green and the branches brown.



Five little chickadees  
Sit on a tree branch  
By the garden door.  
One flies away to the nesting box.  
Now there are four.

Can you draw a nesting box for a chickadee?




Two little chickadees,  
 They want to be cool too,  
 They make a beeline  
 To the water.  
 Do you like to go swimming, too?

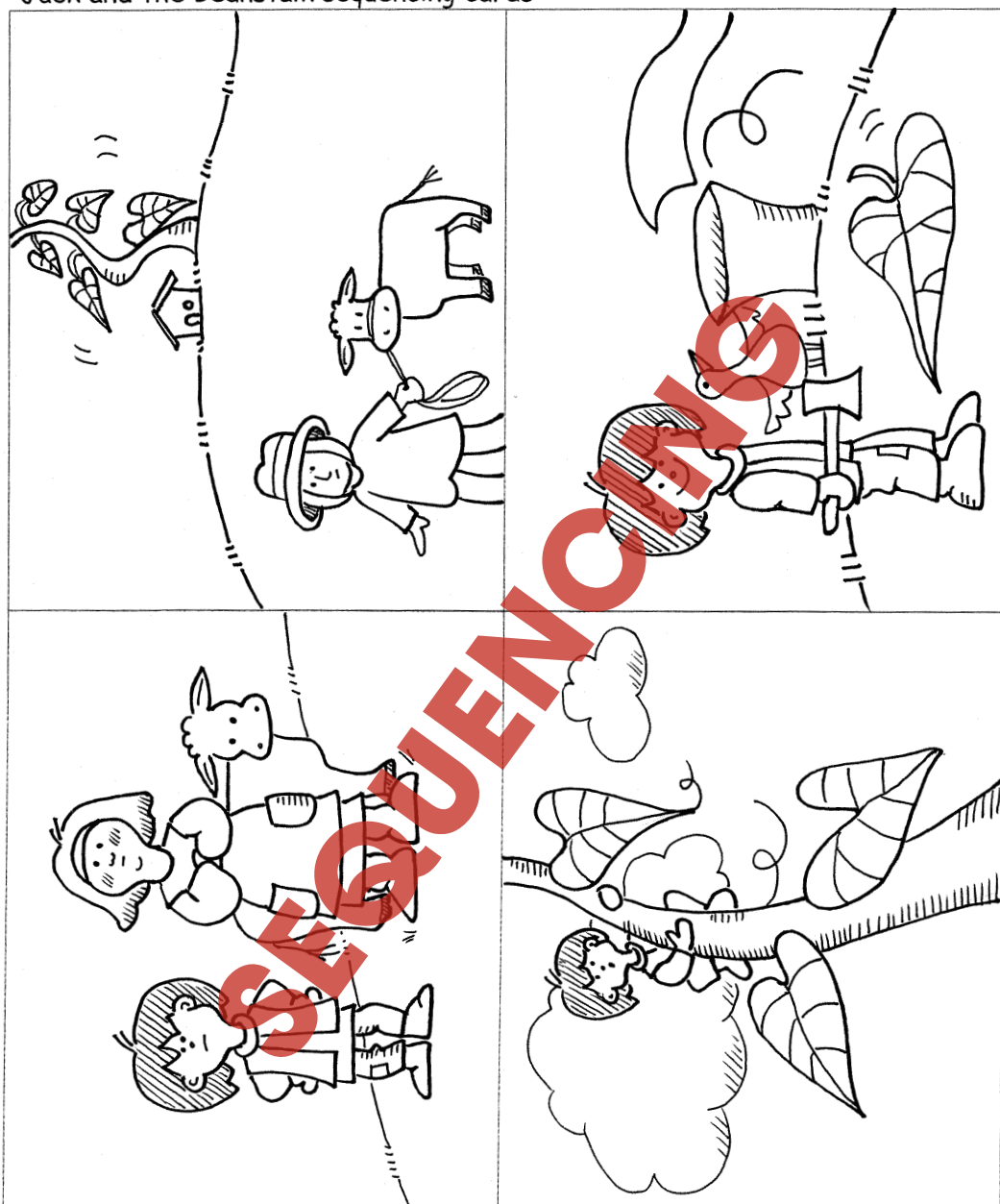
Do you like to go swimming or play in the water? Can you draw a picture for your answer?



Jack and the Beanstalk story pictures



Jack and the Beanstalk sequencing cards



Five Peas in a Pod

Written and Illustrated by Vera Trembach

*Start with one pea in the pod placed on the far left. Add the peas as you recite the poem. The largest pea goes in the centre of the pod.*

One pea in a pod.  
 How he grew,  
 One more pea,  
 Now there are two.

Two peas in a pod,  
 Happy as can be,  
 One more pea,  
 Now there are three.

Three peas is a pod,  
 So snugly they snore,  
 One more pea,  
 Now there are four.

Four peas in a pod,  
 Green and alive,  
 One more pea,  
 Now there are five.

Five peas is a pod,  
 Make a nice cozy bunch,  
 One more pea,  
 And they will be lunch.

POETRY