

---

# Little Boy Blue

---

Little Boy Blue is another nursery rhyme with a twist. For more, see Nursery Rhymes With a Twist (for Hey Diddle Diddle and Hickory Dickory Dock).

---


## BIG BOOK

The pages can be cut in one of two ways. It's your choice.

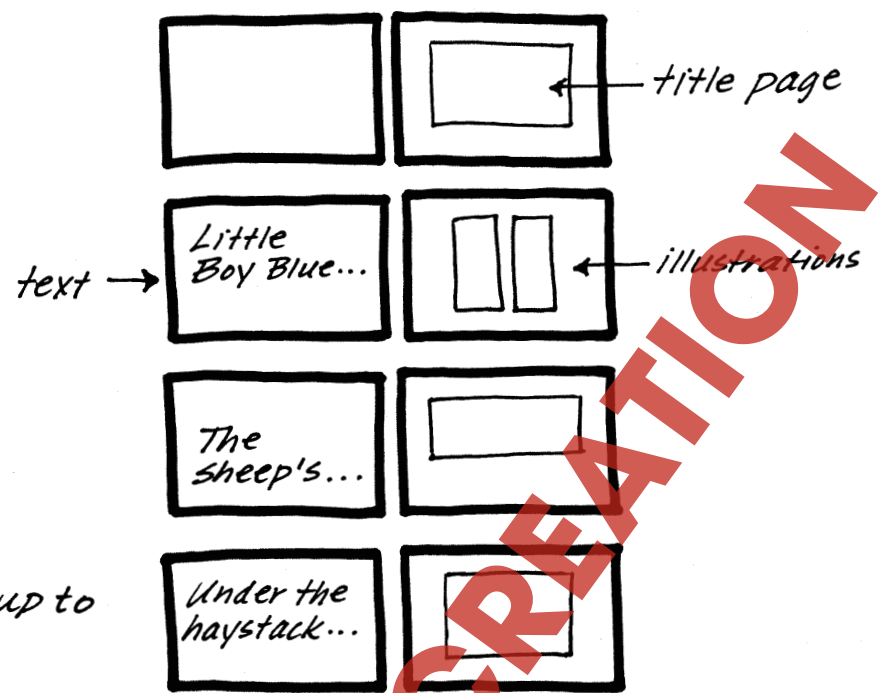
- #1. You'll need 5 sheets of yellow 2-ply bristol (meas. 22x28" or 56x71 cm)  
Cut out 10 haystacks. See pattern.
- #2. You'll need 3 sheets of any colour 2-ply bristol.  
Divide each sheet into 4 equal parts to make 10 pages. (You'll have 2 left over)  
Each sheet measures 11x14" or 28x35 cm.

Colour the illustrations and cut out the text.  
Assemble as shown:


#1.



cover




# 2 . Same lay-out , but with haystacks:




- draw the hayfork on the cover.
- make the pages the same shape accenting with brown marker to look like hay.

and so on...




Use pattern for children's bookmaking!

Use this page for student writing or illustrating.



Settle Boy Blue!  
 Come bow  
 your horn



Where's the  
 little boy,  
 Who looks after  
 the sheep?

