

# *Creative Classroom Cooking* contains

*36 non-cook recipes for the independent cooking centre*

*nutritious snacks*

*easy to read instructions*

*minimal teacher preparation*

*Recipe words such as ingredients utensils and method are used for technical literacy.*


*The recipes are in metric for young Canadian cooks.*

*Journal word cards are included for student reference.*

*Enjoy Creative Classroom Cooking!*

## Journal Word Cards


big bowl



knife



cutting board




ice cream scoop




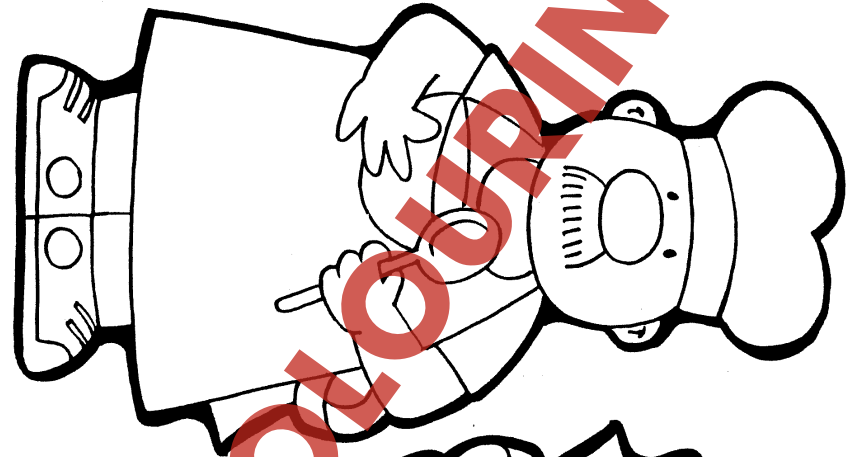

small plate



fork



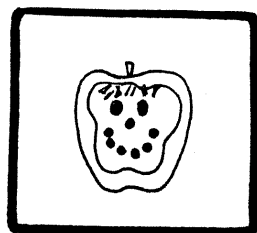
## Name Tags



## Apple Dolly

### Ingredients

- 1 apple
- 15 mL peanut butter
- 9 raisins
- 15 mL coconut



### Utensils

a knife, cutting board, 15 mL measuring spoon

### Method

1. Cut the apple in half on the cutting board. Take out the seeds.
2. Measure the peanut butter and spread on the flat part of the apple with the knife.
3. Use the raisins to make eyes, a nose and a mouth.
4. Use the coconut to make hair.

## Clean Up!

1. Put some water in a dish pan.
2. Add some soap.
3. Wash your dishes.
4. Dry your dishes and put them away.
5. Clean up your cooking area.

Now enjoy your snack!

Task Card # 5



Would you like to own a restaurant? Give your restaurant a name and make a menu for your restaurant.

Task Card # 7 File Folder # 2

Can you find the recipe words?

c	x	a	r	p	m	f
a	i	p	n	u	l	k
r	n	p	l	f	x	z
r	g	l	e	g	g	c
o	r	e	c	i	p	e
t	e	j	a	r	o	a
o	d	v	z	y	t	e
n	i	u	y	u	a	k
i	e	b	c	z	t	v
o	n	u	t	s	o	i
n	t	n	b	o	w	l
t	s	r	c	q	n	s

The words are: ingredients, recipe, egg, potato, nuts, apple, jar, bun, bowl, onion, carrot.


Name \_\_\_\_\_ date \_\_\_\_\_

Task Card # 9



Charlie the Chef has a plain white apron. Can you design a colourful apron for Charlie?

Task Card # 10



Charlie the Chef took a class survey to find out about favourite recipes.

See File Folder # 3  
Now find a partner! Do a survey of your own!