

♥ ♥ Just for You! ♥ by Vera Trembach
♥

In Just for you, you'll find:

1. 2 BIG BOOKS "Just for you"
"How to Make a Valentine Card"
2. 2 FELT OR MAGNETIC BOARD STORIES
"I Can Climb a Rainbow"
"A Dewy Green Leaf"
3. Each story has extended story activities
4. Little Books

Reduce and photocopy little books for each child to read along with the story.

Ask the children to illustrate their own little books of "A Dewy Green Leaf" and "I Can Climb a Rainbow".

Follow up with Language Arts. "Find the word red on this page. Circle the word red with your red crayon."

Getting Things Together

Title	You'll need	Put it together	Illustrations
Just for You	- White bristol* for front and back cover. approx 30 x 45 cm. - Red bristol for 6 pages.	- Colour, cut out text and illustrations. Glue onto pages. Make covers look like an envelope. - Decorate with small red hearts cut from bristol. Laminate and bind.	
How to Make a Valentine Card	9 pages made from yellow bristol (including cover): approx. 26 x 35 cm. Red bristol for heart.	- Cover: idea is to look like the card in the story. Glue on a large red heart and title. - Colour, cut out illustrations and glue onto pages. Laminate and bind.	
I Can Climb a Rainbow	- a felt or magnetic board. - 7 pages inc. cover. Colourful bristol pages 26 x 35 cm. See extended art activity.	Colour and cut out illustrations. Prepare for felt or magnetic board. Mount leprechaun on 2 ply bristol.* Make a big book by glueing on text and title. Laminate and bind.	
A Dewy Green Leaf	a felt or magnetic board Green bristol, 12 pages (inc. cover) approx 25 x 45 cm. See extended art activity.	Prepare patterns. Make 7 extra caterpillars and write on the days of the week. Do not use flowers. Make 11 munching dots.	

*all bristol is 2 ply * Patterns can be enlarged for Preschool.

Look in my mailbox,
What do I see?

I see a letter.
Hey, it's for me!



"Look in my mailbox
What do I see?"



envelope pattern



-enlarge to approx. 3X
the size.




back cover



Bonus Bookmark

Photocopy or duplicate onto light brown construction paper.



Sequence Cards

