

Rebus Chants

Volume One

"For All Seasons"



Introduction by Kim Deibert B.Ed.

Purpose - to encourage "reading-like" behaviour and give beginning readers the repetition and sense of accomplishment they need.

Organization - photocopy chants for each student. A one inch margin has been left on the pages for a hole punch. Use duotang to store chants. Glue the cover picture on the outside of the duotang. The chants can be stapled and sent home at the end of a theme or stored in the duotang all year.

You can also use the borders (see clip art) to decorate the cover picture, and staple into booklets.

Procedure

Introducing the Chant

1. Draw attention to the title, underlined. Read it.
2. Look over the pictures and say them together to avoid mix-ups.
3. Ask the students if they see any words that they know, or any repeated words.
4. Read together. Encourage the students to follow with their fingers, keeping on track with the "picture-words".

Journal Word Cards


Make journal word cards for the picture-words so students will become familiar with the words that are replaced with pictures.

Cut strips of bristol, approx. 2x6". Use the clip-art. Cut out the picture and glue on the left side of the strip.



Place with a removable adhesive on the black-board. Students can remove the words for journal time.

Another idea: Set up the word cards to be photocopied. Make up strip-booklets.



Additional Instructions and Ideas

- p. 15 Leaves, Leaves ... Students can colour leaves.
- p. 14 It is Autumn.. Fill in the time on the clock for your class.
- p. 18 School Time... Words printed in **BOLD** are to be recited louder.
- p. 20 Let Us Thank... Topic for Discussion: What is a labour of love? Why is the farmer's work a labour of love?
- p. 25 Haunted House ... Students can fill up page with their own illustrations.
- p. 24 Hallowe'en Colours ... Students can colour appropriately.
- p. 33 Snowman ... Students can illustrate sequencing of building a snowman. Divide a large art paper into nine sections. Students can follow the steps in the chant.
- p. 35 A Night Filled With Love ... This chant can be used as a simple play for your Christmas Concert.

Enlarge the clip art onto sturdy bristol board. Colour, cut out. Children walk onto stage, carrying appropriate prop and recite two lines of the chant.

Chants on pages 14, 32, 37, 49, 53, 56 can be sung to the tune of "Are You Sleeping, Brother John".



Use the clip art to write your own Rebus Chants.

Photocopy and cut out pictures desired. Write your chant and cut and paste the illustrations. Easy!



Family - makes a nice border, too



It is Autumn !


It is  .


It is  .


We go to  .

We go to  .

I can hear the  ring.


I can hear the  ring.

It is  o'clock.

It is  o'clock.

Zoom, Zoom! Zit, Zat!

Zoom! Zoom!

Fly on my 

Up to the .

Zoom! Zoom! Zoom!

Zit! Zat!

With my black .

Score a .

Zit! Zat! Zat!

Snowman!

I'm making snow- .

Will you help me?

Small, medium and large,

1, 2, 3.

Add a .

Add two .

Add two .

4, 5, 6.

Add a .

A  this time.

Add a .

7, 8, 9.

Snowman!

Out jumps a !

He says, "What's new?"

Something special,

Just for you!"

" that are red,

For Valentine's Day.

Lots of love,

Coming your way!"