

# Contents

## Story

The Rain Forest Apartment - Big Book

## Games

Vines, Snails, and Jaguar Tails - Tropical Rain Forest Board Game

Parrot Place Values 15

## Tropical Rain Forest Hands On Centre Activities

Tropical Rain Forest Sticker Chart

Tropical Rain Forest Name Card

It's an Upside Down World for Sloths

Rain Forest Facts

Amazonian River Turtles Line Up

Spots on a Jaguar

How Old is a Macaw?

Hummingbirds Love Flowers

Tree Frogs

Rain Forest or Canadian Animals?

## Family Homework

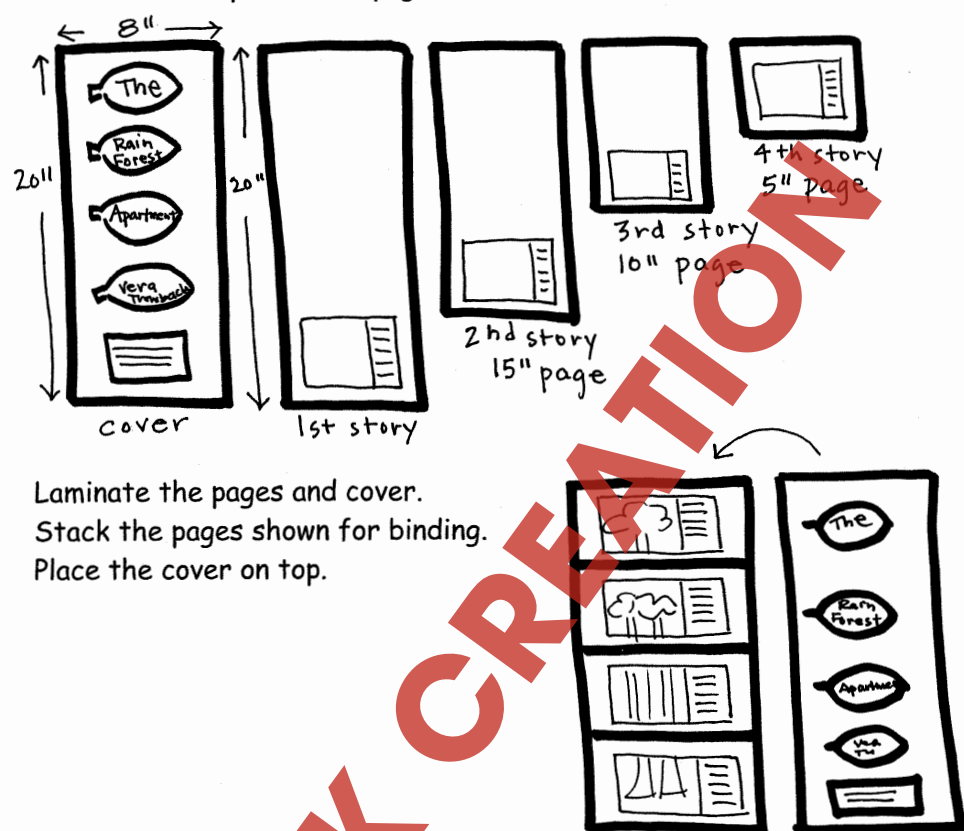
## Tropical Rain Forest Writing Centre

Journal Word Cards

Message Cards

## I See the Rain Forest Looking at Me - Rebus Rhymes and Activities


Glue the cover pieces and pages onto the bristle board as shown.



Laminate the pages and cover.  
Stack the pages shown for binding.  
Place the cover on top.

Once the cover is introduced, the pages are flipped forward from the back of the book.


How to use  
Hold the book in front of you and flip the pages forward from the back of the book.



The second story is the **understory**. The understory has small plants and flowers. The flowers are bright and beautiful.

The first story is the **rain forest floor**. Small plants live here. Many insects like ants live here. This is where the large animals of the rain forest live.

board game



Colour the snails yellow.

Colour the jaguars yellow

Colour the vines green.

### Rain Forest Facts - Critical Thinking

#### Student objective


1. Student will sort the rain forest facts under true or false
2. Student will reinforce critical thinking skills.

#### Copies

Photocopy the cards and headers on a variety of coloured bond paper.

#### How to set up

Glue the instruction card on the outside of the file folder. Glue the file folder pictures inside the file folder. Glue a large manilla envelope on the back side after laminating, to hold the sorting pieces.



There are many rain forest facts cards to choose from. Select the ones that work for your class.

#### Optional Class activity

Set up the headers in a pocket chart.

Ask the class to help you sort the facts. Use a pocket chart for sorting. This is an opportunity to discuss each fact and learn about the rain forest.

Play a game. Divide the class in two. Shuffle and stack the rain forest cards. Draw a card and read the fact on the card. The first team to shout the correct answer receives a point.



Leaf-cutter Ants - Problem Solving

Student objective

Student will put the leaf-puzzle together.


Copying

Photocopy the picture onto green bond paper. Colour the ants black. Outline the leaf with a green marker. Cut out the pieces around the leaf and on the lines.

Instruction card

Leaf-cutter Ants

The leaf-cutter ants have cut the leaf to pieces. Can you put the leaf back together?



Tree Frogs - Visual Discrimination

Student objective

Student will match the tree frog pictures that are the same.

Copies


Using two colours of bond paper, photocopy two sets of picture cards, one set on each colour. Yellow and green work well. High light with a marker.

Instruction card

Tree Frogs

Tree frogs live high up in the canopy of the rain forest. Tree frogs like the water that collect in the leaves of the plants.


There are eight different pictures of tree frogs. Can you match up the pairs that are the same?



Name \_\_\_\_\_ Date \_\_\_\_\_

Write a Story

Can you write a story about an animal in the rain forest? Draw and colour a picture to go with your story.



\_\_\_\_\_

\_\_\_\_\_

\_\_\_\_\_

\_\_\_\_\_

\_\_\_\_\_

\_\_\_\_\_

\_\_\_\_\_

\_\_\_\_\_

\_\_\_\_\_

Name \_\_\_\_\_ Date \_\_\_\_\_

Rain Forest Word Search

Can you find and circle the words that tell about the rain forest? Cross them off the word list when you find them. The first one is done for you.

macaw monkey orchid ants butterfly  
jaguar sloth bat rain trees anteater

d	j	m	o	n	k	e	y	p
b	a	t	a	a	n	t	s	v
k	g	w	n	z	o	b	s	w
b	u	t	t	e	r	f	l	y
r	a	y	e	i	c	r	o	(m)
b	r	t	a	d	h	a	t	(a)
g	h	k	t	l	i	i	h	(c)
z	x	b	e	m	d	n	h	(a)
e	y	t	r	e	e	s	k	(w)

