

Stego

Make a big book to add to your dinosaur theme resources. Instructions are included to make a big book that reveals the stegosaurus as you read or sing the story. A letter of the word stego disappears with each verse, and a bone appears in its place. Children clap where the bone takes place of a letter.

Stego


Story Summary: Sing the song of Stego to the tune of "Bingo". Stego appears on the left hand side of the book as the pages turn.

Text: The text starts out large and becomes smaller as the pages are turned. A bone takes the place of a letter in the word Stego in each verse. The text is handwritten for young readers.

Themes: Dinosaurs

Included Resources: 1. Patterns to make a big book.
2. Puzzle patterns.
3. Rebus chants.

Student Skills and Objectives:
1. Students will participate singing a song.
2. Students will clap in rhythm to the song.



How to Make a Big Book-Stego

You will need:

4 green 4-ply bristol sheets that measure approx. 51 x 76 cm (23 x 28"), glue, scissors, crayons or markers, metre stick.

What to do:

1. Cut the bristol pages 11" wide.

Cut the lengths as follows:

Cut 1 of each @ 3.5", 7", 10.5" 14".

Cut 3 of each @ 17.5"

2. Colour and cut out the illustrations and Stego letters for the cover. Cut out the text.

3. It's a good idea to fasten the text and pictures with a removable adhesive before you actually glue them on.

Assemble as follows:

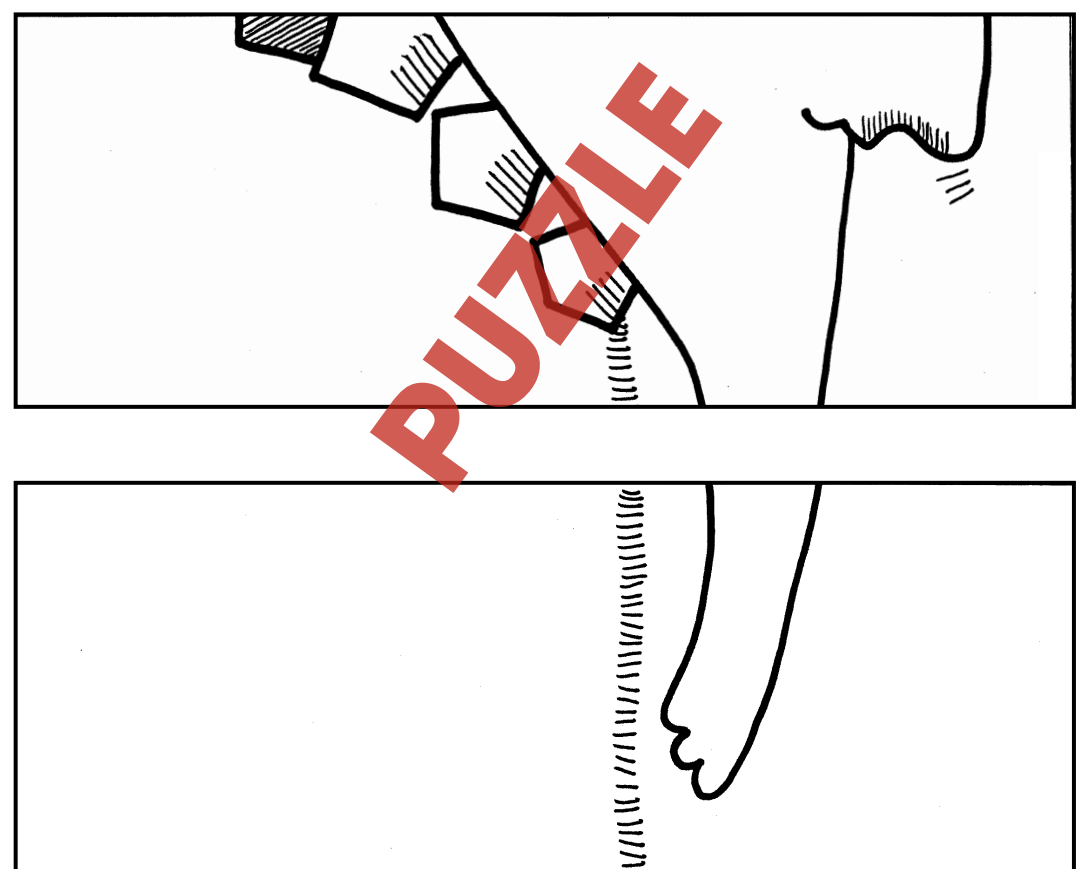


A dinosaur lived long ago,
And Stego was his name-o!
S-t-e-g-o!
S-t-e-g-o!
S-t-e-g-o!



And Stego was his name-o!


Stego Picture

Stego appears piece by piece
on the left pages of the book.






What Would You Say to a Stegosaurus?

"Hello  ,
How do you do .
How do you do ?
Hello  ,
How do you do ?
You are a very BIG
Dinosaur !



Yuk!








A 
Ate a 
Spit it out,
"Yuk, an  !"

Can you draw a nice dinner for a dinosaur?

Letter to the Class

Photocopy the letter. Fill in the date and who the letter is to. Pop it in the mail to your class. When the letter arrives (and the class will be thrilled to receive some mail) read it aloud to the class. Open a discussion by asking the class if Vera Trembach really saw some dinosaurs, and if she did not, ask why.

LETTER WRITING

I picked up my new  from the  doctor .
When I went home to my  , I did not see another  . I saw  and  .
I think the  were just passing through the  city .