
♡ ♡ Big Books - Flip-Style

Children enjoy reading and handling these "Big Book" flip books!

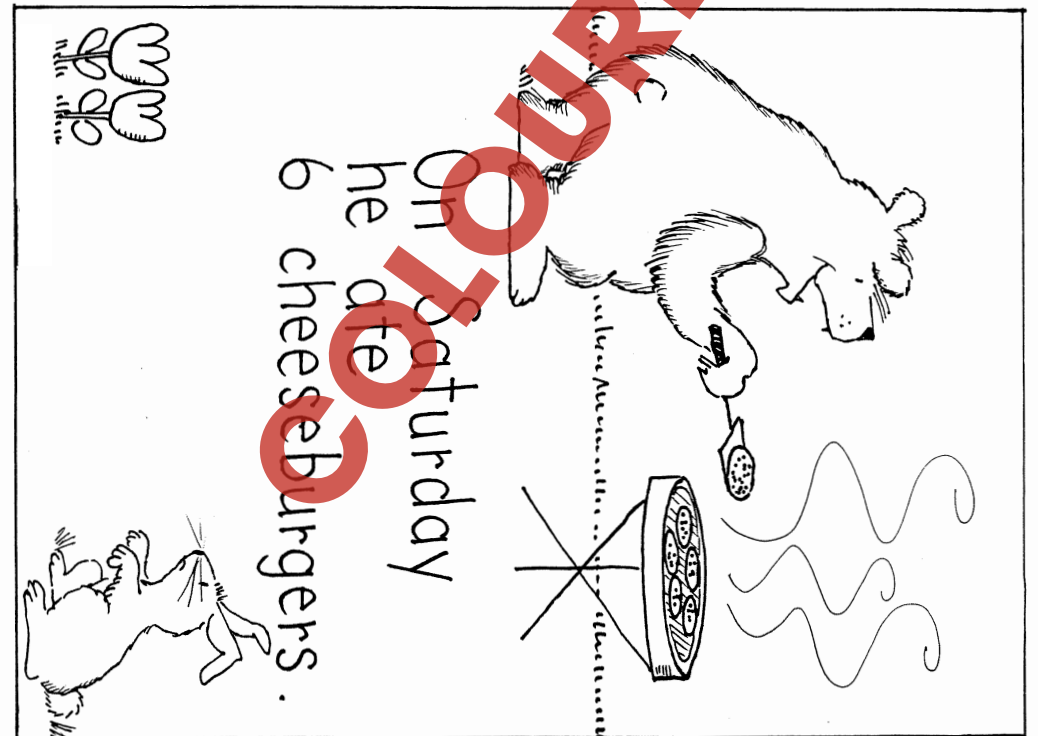
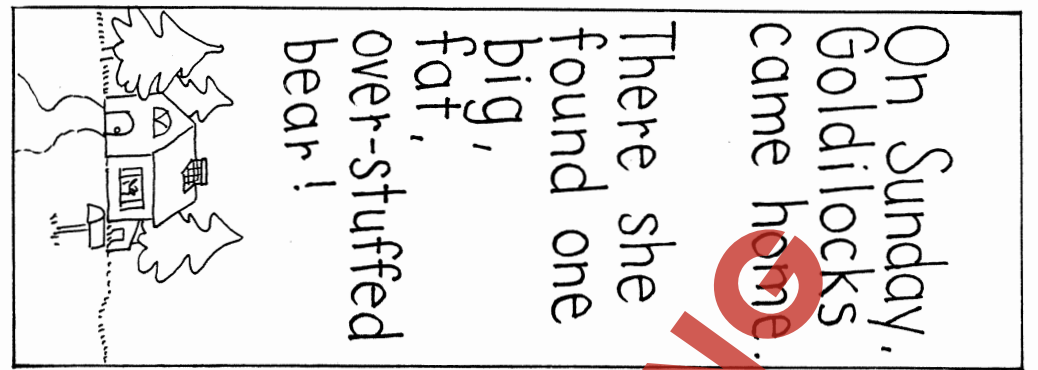

They are fun and easy to make!

All bristol sizes are approx. 21x28" for a full sheet. 4 ply bristol is used to give your books more sturdiness. Neon colours should be avoided since the colour distracts from the illustrations and text.

Cut down on your colouring (of the illustrations) by photocopying onto coloured bond paper. "Ten in a Bed" looks good on yellow and the dogs in "Bingo" can be photocopied onto brown construction paper.

Laminate all your pages. Children love to touch and hold!

Enjoy reading, Bingo, Ten in a Bed and A Hungry Bear.



Bingo

"Bingo" is a flip-book. As you read, a letter is taken away, leaving a dog in its place.

The text is visible at all times at opposite ends of the book.

You'll need

4 sheets of 4 ply bristol. (2-ply will work, too) Use a bright colour like yellow so the dogs and letters will show up.


Cut all pages 11" wide. Cut lengths as follows:

Cut 1 each of 3.5", 7", 10.5", 14", 17.5"

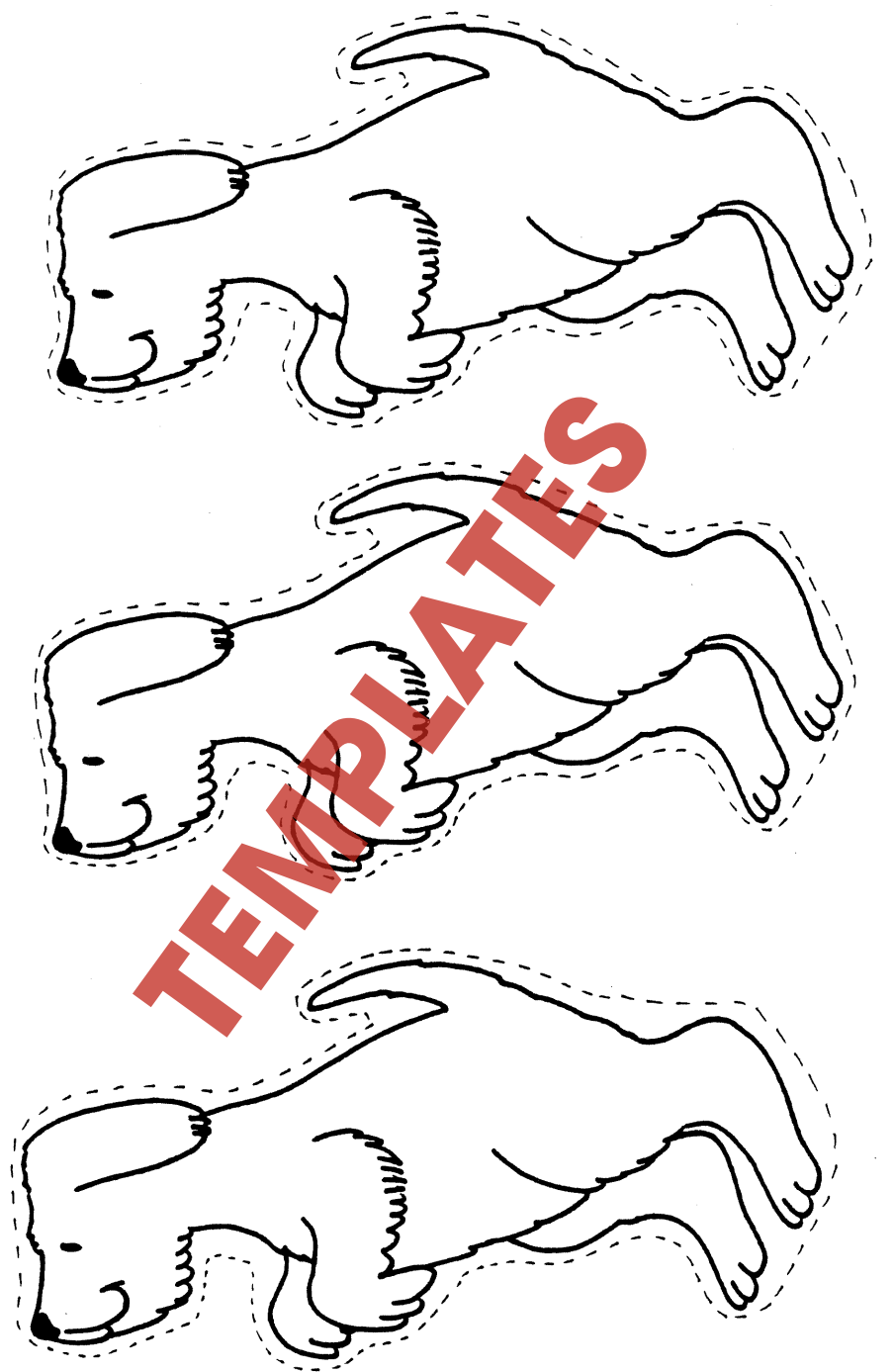
Cut 3 each of 27.5" (for cover and last 2 pages)

Stack up pages. Start with 27.5" for cover, then 3.5" thru 17.5" and then 2 of 27.5". Cut out letters and dogs and glue on pages.

Read the story, performing a different action where the dog is shown. You may clap when reading the story once, then stomp your feet the next time etc.



Here's 15 dogs for the pages:






Farmer for
inside front
cover

STORY PICTURES

There was a farmer,
Had a dog,
And Bingo
Was his name-o.

10 sleepy bears, In a big bed One falls out He lands on his head!	9 sleepy bears, In a big bed. One falls out. His pyjamas are red!
---	---

READING PASSAGES



COUNTING