

Language Arts

P-words
Compare real, make-believe
Short vowel i, oi sound
Famous pigs
Colour recognition

Gym

"What Time Is It
Mr. Pig"

Health

"Pigpen" from
Charlie Brown (Schultz)
"Pigs in a Blanket"

Math


Compare pig sizes

Art

Paper Maché Piggy Bank
Popcorn Pigs on pig shape
Pig Masks
Design a Pig house

Science
Uses of pigs
Body parts of a pig
Where pigs live
Why pigs like mud
Habitat of a pig
Mammal
Care of pigs
Social Studies
Pig Families: sow, boar,
piglet.

Here's more
pig ideas!



Songs
"Old McDonald"
"Piggo"

Drama

Act like a pig!
The Three Little Pigs

Great Pig Storybooks

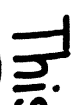




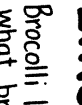




The Three Little Pigs - Paul Galdone
The Three Little Pigs - Margot Zemach
The Three Little Pigs - James Marshall
Ebenezer Sneezer - Fred Penner
Pigs - Robert Munsch
Pig Pig Grows Up - David McPhail
Cheer Up, Pig! - Nancy Jewell
Pig Pig Ride - David McPhail
Peony's Rainbow - Martha Weston
Poppy Pig goes to Market - Dick Bruuna
The Wonderful Pigs of Jillian Jiggs - P. Gilman
Perfect the Pig - Susan Jeschke
Yummers - James Marshall
Pigs in the House - Steven Kroll
Roland the minstrel pig - William Steig

Literature Enhancement Activities







1. Read the stories Pigs by Robert Munsch and Pigs in the House by Robert Kroll. Brainstorm ideas of what can happen when the pigs get out of the pen. Make a class book with a title similar to The Day the Pigs Got Out. Provide each student with the following sentence frame glued onto the corner of large art paper. The children dictate or complete the sentence frame and illustrate. Add extra lines to the sentence frame if you wish.


The day the pigs got out, they _____

2. Read the stories Cheer Up Pig by Nancy Jewell and Yummers by James Marshall. Follow up with a discussion, talking about the two different kinds of friendships. For nutrition, talk about the kinds of foods that Emily Pig should have eaten.
3. Read Poppy Pig goes to Market by Dick Bruna. Follow up with rebus story.


This is Poppy Pig.  went to market.  What did  see?  Like  saw  see?  And  smelled  as well.  What else can you smell at a food market?

Broccoli looks like little trees. Draw a picture of what broccoli looks like in the garden.

 went to market.  What did  smell?  And  as well.  What else can you smell at a food market?



Can you find the pig words?
Draw a circle around each word.




c z r t a b h v
u f c a s o a c
r e p i n k m u
l e x l o i n k
y t r o u g h i
g r u n t u a z

Can you design a dress for Ms. Pig?

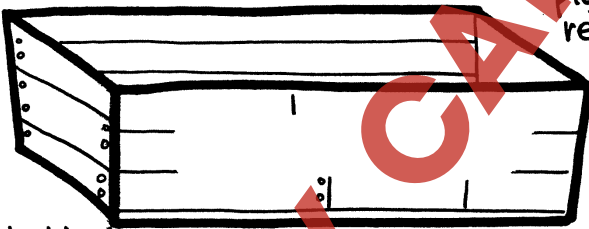


Activity Cards!




Enlarge and reduce pigs for sequence of size.

Mommy and Baby
- uppercase, lowercase
- match animal mother names to baby names
goose, gosling; horse, colt etc.
- match shapes




Pig and trough
- pig word recognition




Use large pig for days of the week, alphabetical or numerical sequence. Use for locker name tags.

Pig and pail - Draw sets of spots on pigs and no's on the pails.



Write colour words on pails. Colour pigs for matching.

Small Pig - Use for name tags for a farm field trip.



Next page: Pig Out - photocopy 5 onto coloured paper. Write on no's 1-10, on the dish. Laminate. Provide dried corn for counting.

Draw the snout on each pig face as you complete the activity.



Name _____ Date _____