

# Big Books for Fall

Here's Big Books at a fraction of the cost of published hard covers! Volunteers can assist you with the colouring and cutting. Assemble, laminate and bind.

Reduce the pages to make little books for your students to read along, colour and take home.


More Big Books by Vera Trembach

Big Books for Christmas

Just for You! (Valentine's, St. Patrick's Day)

## School Today

You'll need 2 bristol sheets (2 ply) in your choice of colour. Cut the bristol into 4 equal parts to give you 8 pages plus a back cover. Colour and cut out patterns and text.



↑ front cover is on the other side of 1st page.

↑ 2nd page

Assemble using this sequence.


### Follow up Discussion and Activity

Take a survey to see how the students in your class arrived at school. Graph their response.

Talk about how children in different countries go to school or for fun, how would different animals go to school.

Today is Monday.  
There is school today.  
I will hop with my  
mother, all the way!

Today is Wednesday.  
There is school today.  
I will waddle down a  
country road, all the way!



I will hop with my mother, all the way!

## Turkey Tales


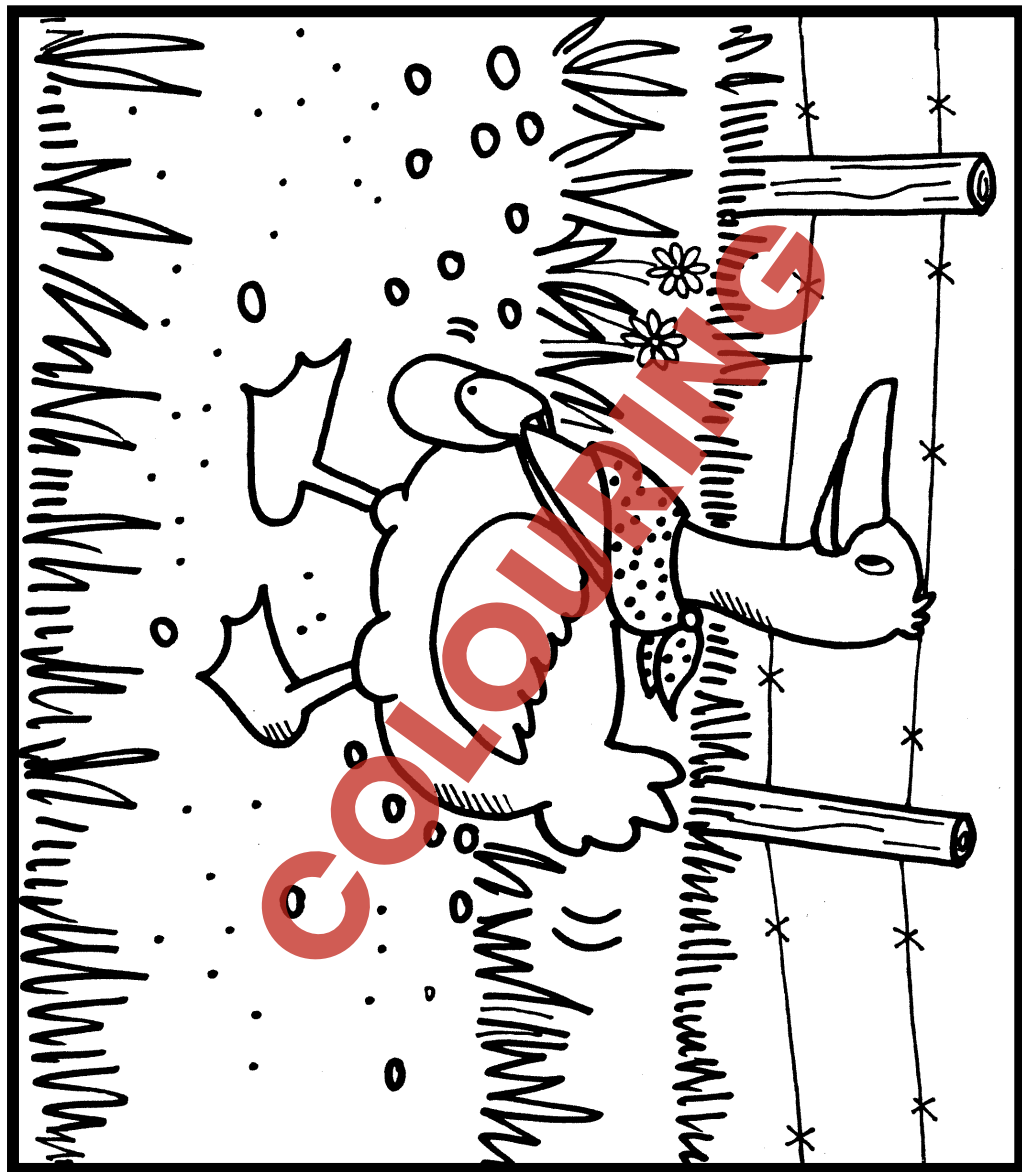
You can make a turkey-shape Big Book or a rectangular shaped as in School Today.

To make the shape book, enlarge the turkey pattern to about the size of  $\frac{1}{2}$  bristol sheet.

- You'll need 8 pages for the story and one front cover. Use orange 2 ply bristol.
- Photocopy feather page to give you 24 feathers.
- Colour feathers as indicated in text. For the last page of the story you'll need a feather of each colour; brown, purple, pink, blue, black and yellow.
- Cut out the feathers and mount on a bristol backing.
- Photocopy 6 turkeys. Colour, cut out.




As you read the story, ask the audience to find the appropriate feathers. The remaining feathers go on last page. Glue an envelope on the back of the book to store the feathers.



## If I Were an Apple - Mother Goose

You'll need 5 sheets of red 2 ply bristol. Enlarge the apple pattern to fit  $\frac{1}{2}$  of a bristol sheet. Cut out 8 apple shapes plus 1 for the cover.

Colour and cut out illustrations and text.



Assemble as shown.

Match up the numbers with the illustration numbers.

## Follow up Activity

Write the lines of the Mother Goose rhyme on sentence strips. As you read the story, ask your audience to find the matching sentence strip and place in the packet chart.