

Have You Seen My Barnyard Baby?

In this package you will find patterns to make an interactive big book. Interactive books include your listening audience in the reading of the story. You can make a big book and story pieces that are added to the story as you read along. Place the big book at a reading centre for hours and hours of reading enjoyment.

You'll also find patterns to make hands on activities for a learning centre and a flannelboard patterns for Old Macdonald that add a visual dimension to a traditional song.

How to Assemble Have You Seen My Barnyard Baby? Big Book

You'll need: 4 sheets of red two ply bristol, self adhesive velcro circles or squares, glue, scissors, crayons or markers.

What to do: Enlarge the story pages to 11x17" with a photocopier.

Colour the cover and cut out.

Border the barn shape with a red chisel tip marker.

Cut out the barn pages.

Use 1 barn page to make a tracing template. Trace the barn shape onto the 2 ply bristol board. Trace the barn slightly larger to leave a border. Cut out and trace 4 more. You will need a total of 8 barn shapes.

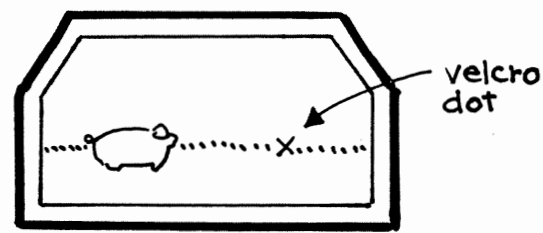
Glue the cover and the text pages onto the barns cut from bristol.

Glue an envelope on the outside back cover to store the story pieces. (Slit open after lamination).

Laminate and bind.

Place a velcro dot on the X on each page.

Colour and cut out each of the baby animal story pictures. Mount onto 2 ply bristol, cut out again leaving a small edge. Place the other side of the velcro on the back.



Have You Seen My Barnyard Baby?

Written and Illustrated by Vera Trembach

Story Summary: The animal parents in the story are looking for their barnyard babies.

Literary Components: The narrative, written in dialogue balloons, is repetitive, repeating the same question, "Have you seen my barnyard baby?" Each animal says the sound it makes. The baby animals are added to the story by the audience.

Themes: Babies, Farm Animals



Included Resources: 1. Patterns to make a big book.
2. Animal cards for classifying.
3. Sequencing cards.
4. Old Macdonald flannelboard.

Student Skills and Objectives:

1. Students will listen to oral reading.
2. Students will participate in the story events.
3. Students will classify animal families.
4. Students will sequence the growth of a calf.
5. Students will participate in a flannelboard story and song activity.

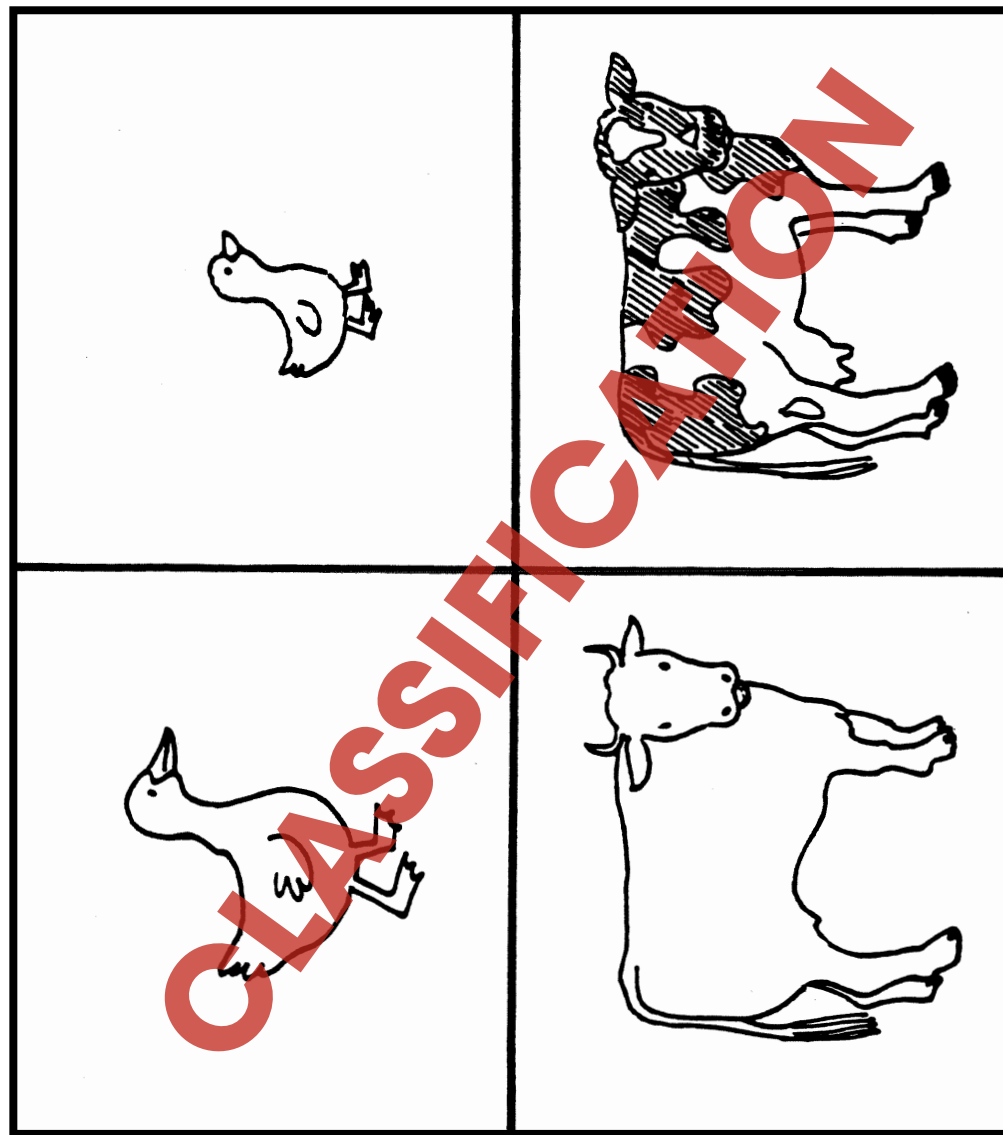
Additional Resources: Trembach, Vera *Aunty Sophie and Uncle Mike's Farm*, a supplemental theme resource for Kindergarten-Grade One

Chase, E.N. (1984). *The New Baby Calf*. Richmond Hill, ON. Scholastic Canada Ltd.

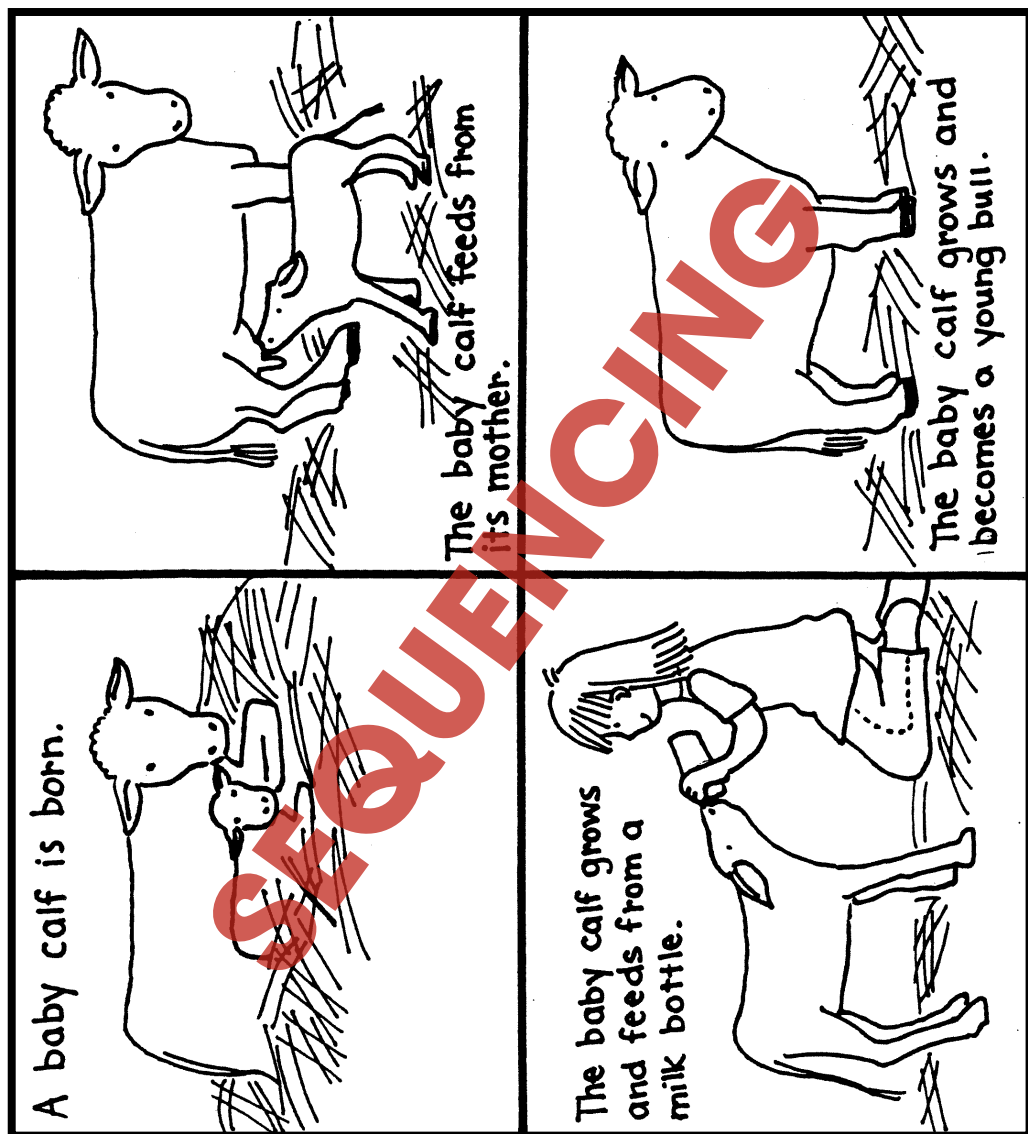




Hands On Classification Activity



Hands On Sequencing Activity



Old Macdonald

