

Table of Contents

Songs

The Ice-Cream Man by Rachel Field

Bookmaking Pattern

Big Book, Do You Love Ice Cream?

Big Book, Ice-Cream Cones are Yummy

Flannelboard, Carl & the 5 Scoop Ice-Cream Cone

Flannelboard, Joey's Restaurant

Hands On Activities

Rebus Chants

More Ice-Cream Ideas



Ice-Cream Songs

An Ice-Cream Cone of My Own

Sing to the tune of Twinkle, Twinkle, Little Star

Ice-cream, ice-cream, ice-cream cone.

I'd like one of my very own.

Frosty and cold on a sunny day.

Makes me wish that summer would stay.

Ice-cream, ice-cream, ice-cream cone.

I'd like one of my very own.



So Many Kinds of Ice-Cream Cones

Sing to the tune of Three Blind Mice

Ice-cream cone.

Ice-cream cone.

Which one for me?

Which one for me?

There's chocolate, vanilla and strawberry, too.

Banana, orange, and even blue!

So many kinds, what will I do?

Ice-cream cone.

Ice-cream cone.

The Ice-Cream Man by Rachel Field

1. Write the poem on flip chart paper and display.
2. Read the poem to your class.
3. Follow-up with a class discussion:
 - 🍦 Have you ever seen an ice-cream cart?
Where do you see them?
 - 🍦 Where do you go to buy ice cream?
 - 🍦 What sound do we sometimes hear when the ice-cream person is coming?
 - 🍦 Why are the children happy to see the ice-cream man?
4. Read the poem again.
5. Follow-up with a class discussion:
 - 🍦 What words in the poem mean "cold"?
Brainstorm for more words that mean cold.
Photocopy ice-cream cones onto coloured paper.
Write the words that mean "cold" on the scoop.
Cut out and display on a bulletin board.

The Ice-Cream Store Menu



4. For individual surveys, provide each student with a copy of the graph in its 8 1/2 x 11" size. Ask the students to survey different people in the school or at home. Discuss the responses.
5. For a motivational or follow up activity, read the rebus chant, Do I Love Ice Cream? to the class making sure that everyone understands the illustrations. Read with the class. Brainstorm for more answers to the question, "Do I love ice cream?"

How to Assemble

You will need:

3 brightly coloured two-ply bristol sheets that measure approx. (51 x 76 cm) 23 x 28", glue, scissors, crayons or markers, a yard or metre stick.

What to do:


1. Make the book in to a rectangular shape by cutting 3 bristol sheets into 4 pages. You will need 11 pages for this book.
2. Outline the text bubbles, including the cover, with a chisel tip marker and cut out.

Assemble as Follows:


Cover




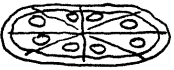






First Page



inside front cover




What is your favourite kind of ice cream?

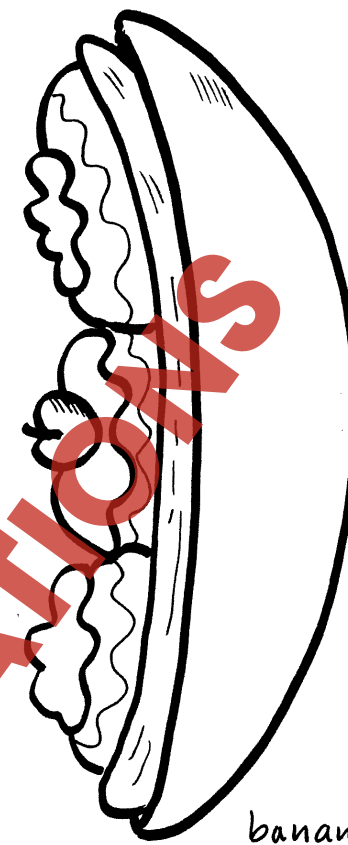
ice-cream cake 										
ice-cream pizza 										
ice-cream sundae 										
ice-cream sandwich 										
ice-cream cone 										
banana split 										
ice-cream log 										
milkshake 										
	1	2	3	4	5	6	7	8	9	10

This survey was taken by _____.

Ice Cream Pictures



milkshake



banana split



ice-cream log

Strawberry,
Strawberry,
Cold and pink.
Eat it up,
Quick as a wink.



Did you say Strawberry?

Can you put the story in the right order?

1 a 3



Can you put the story in the right order?

1 a 3



Can you put the story in the right order?

1 a 3

