

Bears for Kindergarten

This resource unit contains patterns and pictures to make hands on activities for your learning centre and bookmaking patterns for emerging authors. Use the patterns and as directed or use them for your own ideas in the classroom. Enlarge to make bulletin board and reduce to use as clip art. Always save your originals for your own ideas and to file as a resource.



Table of Contents

Introduction to Bears Hands On Activities
Tracking Sheet.
Hands On Activities/Patterns

Activity Cards and Locker Name Tags
More Ideas
Patterns.

Bookmaking Patterns

Songs

Bears, Hands On Activities


The manipulative activities or workjobs are for your Bears Games Learning Centre. The activities focus on learning skills introduced in kindergarten.

A contract or tracking sheet is provided. Photocopy and prepare one for each child. Number your activities to correspond with the contract. As an activity is completed, stamp the space provided.

File Folder Activities

- Included are :
 - Bears ♥ porridge - word recognition
 - Benny Bear Paints a Picture - color recognition
 - B is for bear - counting/visual discrimination
 - Benny Bear! How many - counting/visual discrim.
- To prepare these activities, make photocopies of all the pieces. Save your originals in case one is lost. Photocopy onto colored bond paper and color with crayons or markers, only if you wish. Once the pieces are assembled in a colored file folder, they are attractive without the color added.
- Use legal size or large size file folders.
- Glue the title card on the outside of the file folder.


Color bear. Cut out and glue on the inside of the file folder.



REMEMBER TO LEAVE
FOOD PICTURE BLACK
AND WHITE



Illustration



Activity Cards and Locker Name Tags

The blank activity cards are yours to use any way you like. Duplicate the pages onto colored construction paper.

Here's a few more ideas for activities.

B Word Memory Game


1. make 2 copies of the beginning consonant pictures. Use only half the pictures.
2. Cut the pictures out and glue onto bristol squares that measure approx. 8x8 cm. Write a B on the other side of squares.
3. Cut out and mount instruction card onto bristol.



← print on the words




Lay cards out like this when playing.



There are enough pictures to make 2 games.

Uppercase, Lowercase

Use the bears and hearts or bears and cubs to make this activity.



Visual Discrimination
Make duplicate sets of the heart bears. Use stickers for matching.



♪ Bear Songs ♪

Polar Bear

tune of "Twinkle, Twinkle, Little Star"

Polar, polar, polar bear
Do you wear long underwear?
Way up north, the land of ice.
Where the weather isn't nice.
Polar, polar, polar bear
Do you wear long underwear?

Grizzly Bear

tune of "Three Blind Mice"

Grizzly Bear! Grizzly Bear!
What big teeth! What big teeth!
I see your cubs and your cubs see me!
Please don't growl, you're scaring me!
I wish you'd go and climb a tree!
Grizzly Bear!

Little Bear Cub

tune of "Are You Sleeping?"

Little bear cub! Little bear cub!
How are you? How are you?
Wintertime is over! Wintertime is over!
Time to play! Time to play!

