

5 Little Hallowe'en Cats

Table
of
Contents

Big Book

Little Books
patterns

Hands On
Culminating Activities

More for Hallowe'en

Hallowe'en Dress-up Game

How to Assemble

You'll need 2 sheets, black 2-ply bristol approx 22x28". Cut each sheet into 4. You'll need 7 pages, each measuring 14x11".

Photocopy the story pages onto orange coloured bond paper.

Colour the cats black. Highlight illustrations if desired.

Cut out and assemble as shown.

If you are really ambitious, enlarge the cat pattern from Bookmaking. Cut two from a bristol sheet. (You'll need 4 sheets of black) Draw in the face and whiskers with a white-out.


Actual Preparation Time - 1½ hours.



And then there were



2 little Halloween cats, making cookies and tea. "Oh what a wonderful party!"



Colour Cats

Use the 4 cats and visual discrim. cats to make a colour matching activity. Write colour words



blue

on the 4 cats patterns and colour the visual discrim. cats the matching colours.

Sequencing

Use the 4 cats to sequence the days of the week, numbers, the alphabet etc.



Sunday



Monday



Tuesday etc.

Copy Cats

Photocopy 2 sets
of Copy Cat Cards,
each on
a
different

Hands
On

colour of bond paper. Cut out and
mount on a bristol backing.
Cut out instruction card. Store in a
zipclose bag at your Games Centre.






Can you find the
Copy Cats?

TEMPLATES

Black Cat! Black Cat!

Black  ! Black  !
Where have you been?
"I've been to 's.
I made her scream."

Black  ! Black  !
What did you there?
"I let out a H I S S S !
And gave  a scare."

modelled from "Pussycat! Pussycat!"

Dress-up Game

Colour and cut out the characters, the
captions and the costume pieces. Glue
the characters, captions and instruction
card, each on a 9 x 14" bristol.
Laminate.



Number the costume pieces. (Leave out
the mask for the witch) Laminate.
Store in a labelled envelope for each.
Store everything, along with a die in
a zipclose bag at your Games Centre.