

Math Fun for Grade One



You will find black line masters to make easy to assemble activities for a pocket chart and learning centres, as well as student work sheets.

Contents


Graphing

Ordinal Numbers Pocket Chart Activities

Ordinal Numbers Student Work Sheets

Ordinal Numbers Hands-On Activities

Ordinal Numbers Action Rap



You will find pictures to create bar graphs or pictographs for the following:

- What type of shoes do you wear?
- What is or would be your favourite pet?
- What is your favourite flavour of ice-cream cone?
- What is the colour of your hair?
- What colour are your eyes?
- What type of building do you live in?
- How many baby teeth do you have missing?
- What is your favourite season?

Prepare a different survey for each week, giving each student time to visit the Graph Centre.


Procedure

Students will visit the Graph Centre during the course of the week. They will either

1. select their responses from the selection basket of photocopied pictures. Each student colours and glues his or her response on the flip chart graph.
2. colour in their responses with the provided felt markers.

On Monday morning, analyze the graph and introduce a new one.

graphing pictures



Ordinal Numbers

Pocket Chart Activity - Where are we in the Race Today?

Student Objective

Students will be able to identify the position of a runner in the race.

How to set up

Photocopy the runner pictures. Choose a runner that will represent your school in the race. Put an initial on his or her top. Add colour with crayons or leave them black and white. Mount the pictures on a bristol backing.

Photocopy the ordinal number cards and the question card: "Where are we in the race today?" Mount onto a bristol backing and laminate.

Procedure

Play a game each day to find your runner in the race.

Line up the picture cards and the sentence-strips on the pocket chart.



Have the ordinal number cards in a pocket below for students to make their choices.

Name _____ Date _____

Cats on a Ladder !

Five cats are on the five rungs of a ladder.

Tell one thing about:

The second cat from the top.

The top cat.

The fourth cat from the bottom.

Fill in the blanks with the position of the cats.

The third cat from the top is the same as the _____ cat from the bottom.

The kitten is the _____ cat from the bottom and the _____ cat from the top.



Ordinal Numbers: ♥ first ♥ second ♥ third ♥ fourth ♥ fifth ♥ sixth ♥ seventh ♥ eighth ♥ ninth ♥ tenth ♥ eleventh ♥ twelfth

Find the cats - draw and colour!

Name _____ Date _____



1. Draw whiskers on all the cats but not the sixth or seventh cat.
2. Draw a red bow tie on the fourth cat.
3. Draw and colour the second cat and the fifth cat black.
4. Draw and colour black spots on the third cat.

Ordinal Numbers: ♥ first ♥ second ♥ third ♥ fourth ♥ fifth ♥ sixth ♥ seventh ♥ eighth ♥ ninth ♥ tenth ♥ eleventh ♥ twelfth

**Ordinal Numbers
Hands-On Cats in the House**

Student Objective

Students will be able to find the cats and place them in the order found in the story.

How to set up

Make a hands-on activity for a math learning centre, or sent it home for some evening math fun.

There are two parts to this activity.

1. the instruction card

Highlight with colour.

Cut out and

glue the story

onto a bristol backing.

Cut out again leaving

at least a $\frac{1}{4}$ " border

of bristol.

Cut out the story and

glue it on the back.

2. the cat pictures

Colour if desired, or photocopy



the cats onto a bright

bond paper. Cut out the cards

and mount them onto a bristol backing.

Cut out again leaving at least

a $\frac{1}{4}$ " border of bristol.



Cats in the House

I walked in to a house full of cats.

The first cat I saw was wearing a bow.

The second cat had a ball of yarn.

The third cat had a mouse by the tail.

The fourth cat was swatting a fly.

The fifth cat was pulling the curtain tie.

The sixth cat was wearing a bell.

The seventh cat had spots.

The eighth cat was sleeping.

The ninth cat was in a hat.

The tenth cat was going for the goldfish.

The eleventh cat had four black paws.

The twelfth cat and the last cat I saw was sitting on a pillow.

There are too many cats in one house.

Flip over the cat cards to check your cat line-up.



Glue the story on the back of the house.

The first thing you do is
Clap your hands.
You clap your hands.
You clap your hands.



The second thing you do is
Pat your head.
You pat your head.
You pat your head.

