

INCLUDED RESOURCES

1. Big Book Pattern, Multicultural Faces of a City.
2. Flannelboard Story, Joseph of Ukraine.

ADDITIONAL RESOURCES

A map of the world or a globe.

Everatt, A. (1995). I Can't Find the Words to Tell You.
Summerland, British Columbia: Ethnic Enterprises.

York, S. (1991). Roots and Wings-Affirming Culture in Early Childhood Programs. St Paul, Minnesota, USA: Readleaf Press.

Student Skills and Objectives

1. Students will realize that Canada is multicultural.
2. Students will realize that some people who live in Canada came from other countries.
3. Students will realize that people of the First Nations lived here long before us.
4. Students will listen to a story.
5. Students will participate in a class discussion.
6. Students will locate different countries on a map or globe.

MULTICULTURAL FACES OF A CITY
Written and Illustrated by Vera Trembach

Story Summary: A city consists of many communities of many cultures. The students will recognize that Canada's cities are multi-cultural, and that the First Nations were in Canada long before European settlement.

MAKING THE BIG BOOK

You will need 2 sheet of red 2-ply bristol. Cut each sheet into 4 equal pieces to give you 8 pages. Colour and cut out the illustrations and text. Assemble as follows.


1. Cover



2. Title information



3. Text and illustrations





4. Laminate and bind



My city is filled
With interesting places,
With communities of people
Of multicultural faces

Some came from Germany,
And the Ukraine.
Africa, India, and Spain.
France, China, and Spain.





READ THE STORY

Read the story orally to the class.

Reread the story, discussing the text and the illustrations. Topics open for discussion are listed.

Multi-Cultural Faces of a City

My city is filled
With interesting places,
With communities of people
Of multicultural faces.

Cities are filled with people of all cultures or nationalities. How many different cultures can be found in your classroom?

From far away countries,
Across the sea,
They came to Canada,
The land of the free.

What does the globe represent? Where is Canada? Why is Canada described as the land of the free?

Some came from Germany.
And the Ukraine.
Africa, India,
France, China and Spain.

Locate the countries on the globe. What other countries have people in Canada come from? Locate them on the globe.

Some always lived here.
And their ancestors, too.
First on this land,
They shared it with you.

Canada's First Nations were the first to live in Canada. Look at the insert illustration to see how things have changed. Describe what it would be like to live in Canada before European settlement.

We're all Canadians
Who love this great land.
Together, in my city,
Let's walk hand in hand.

The city in the story is only one of many cities in Canada. Each city has many cultures. We should all work and play together. Many cities have multi-cultural

Joseph of Ukraine Written and Illustrated by Vera Trembach

PREPARING THE FLANNELBOARD


Colour and cut out the illustrations. Mount on a backing of construction paper. Laminate. Apply a self-adhesive flannel strip to the back of each piece.

TELLING THE STORY

The story is told while placing the flannelboard pictures in a circle on the flannelboard. This is to say that Joseph has reached a full circle once his home like the one in Ukraine was built.

Follow up with a class discussion which may include the following:

1. Can you find Ukraine on the map or globe?
2. How did Joseph feel leaving his homeland?
3. How would you feel if you were in a new country?
4. How can we help a person from another country feel a home in Canada?



ADDITIONAL READING

Everatt, A. (1995). *I Can't Find the Words to Tell You*.
Summerland, British Columbia: Ethnic Enterprises.

Story Summary: Written in 3 languages, Ukrainian, English and French, this story is a child's view point of emigrating to Canada. The illustrations are done in a crude but effective collage.