

Introduction:

Rapunzel, Rapunzel! is a spin-off from the traditional fairy tale. Before reading the Big Book version, students should be familiar with the traditional tale. For Kindergarten, you may want to tell the story orally, simplifying the storyline. Proceed with Rapunzel, Rapunzel!.

Kindergarten-Grade One Learning Objectives

1. Students will use rhythm and rhyme in oral activities.
2. Students will attempt and practice reading behaviours.
3. Students will recognize the point of view of the story.

Strategies

1. Reading to students
2. Repeating repetitive pattern.
3. Brainstorming.

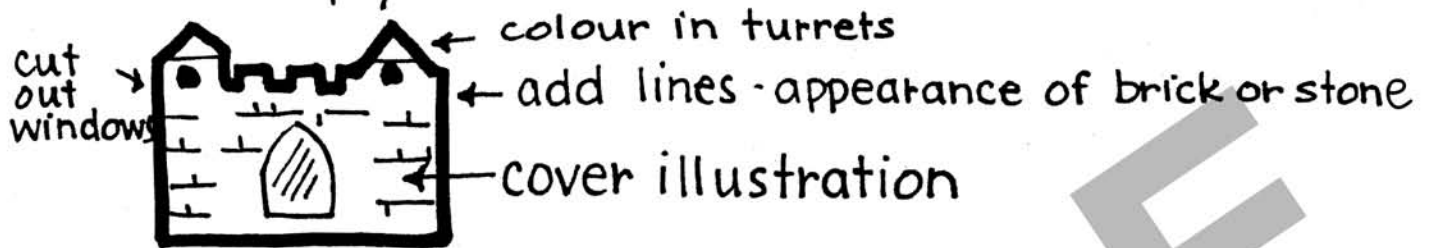
Activities

1. Read Rapunzel, Rapunzel! to students. Invite comments and questions. Ask, "Who is talking to Rapunzel?"
2. Reread the story. Invite students to read and refrain the repetitive pattern, "Rapunzel, Rapunzel, Let down your hair!"



Colour and cut out text and illustrations.
 Assemble as follows:


Cover: 4 ply



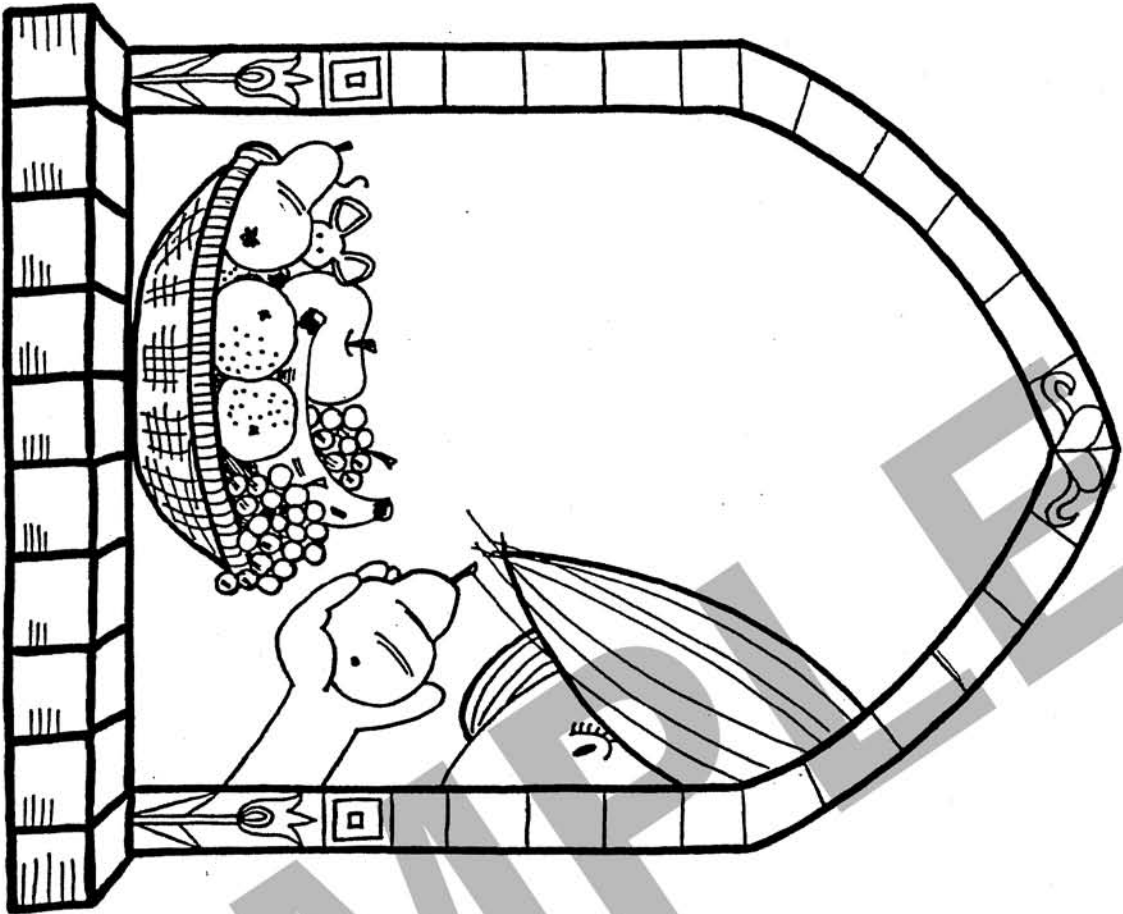
and so on to...



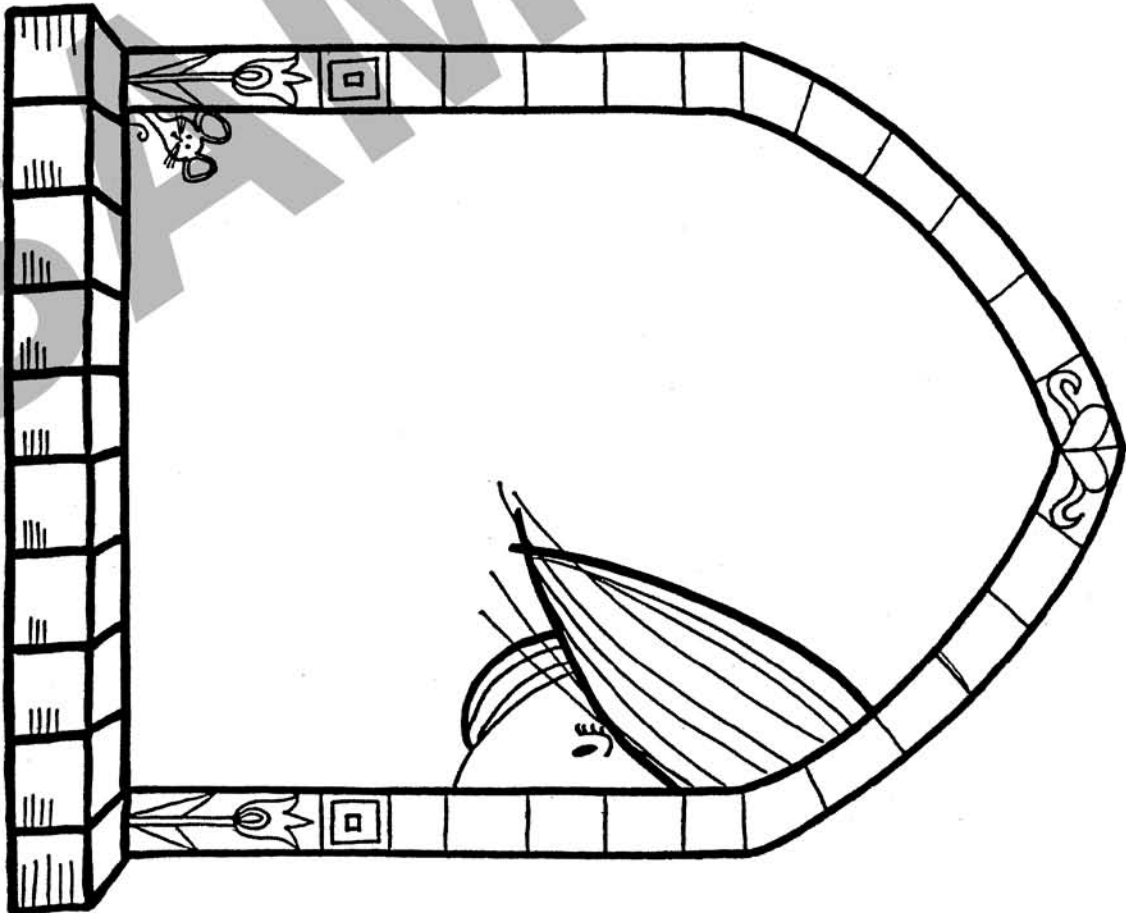
After laminating,
 add hair of
 2 braided
 wool ropes
 - slit just below
 Rapunzel's hair
 ties. Slip wool
 underneath. Tape.
 Cut a small piece
 of bristol. Tape
 on top of taped
 hair to conceal it.



Excuse me please!
I'm eating a pear.



S-s-s-sh! I hear a
hungry bear!



Rapunzel, Rapunzel,
Let down your hair!

